



FACILITY-BASED ASSESSMENT AREA: NASSAU COUNTY-SUFFOLK COUNTY, NY MD PARTIAL

Description: Suffolk County

Total Census Tracts in Facility-Based Assessment Area: 385

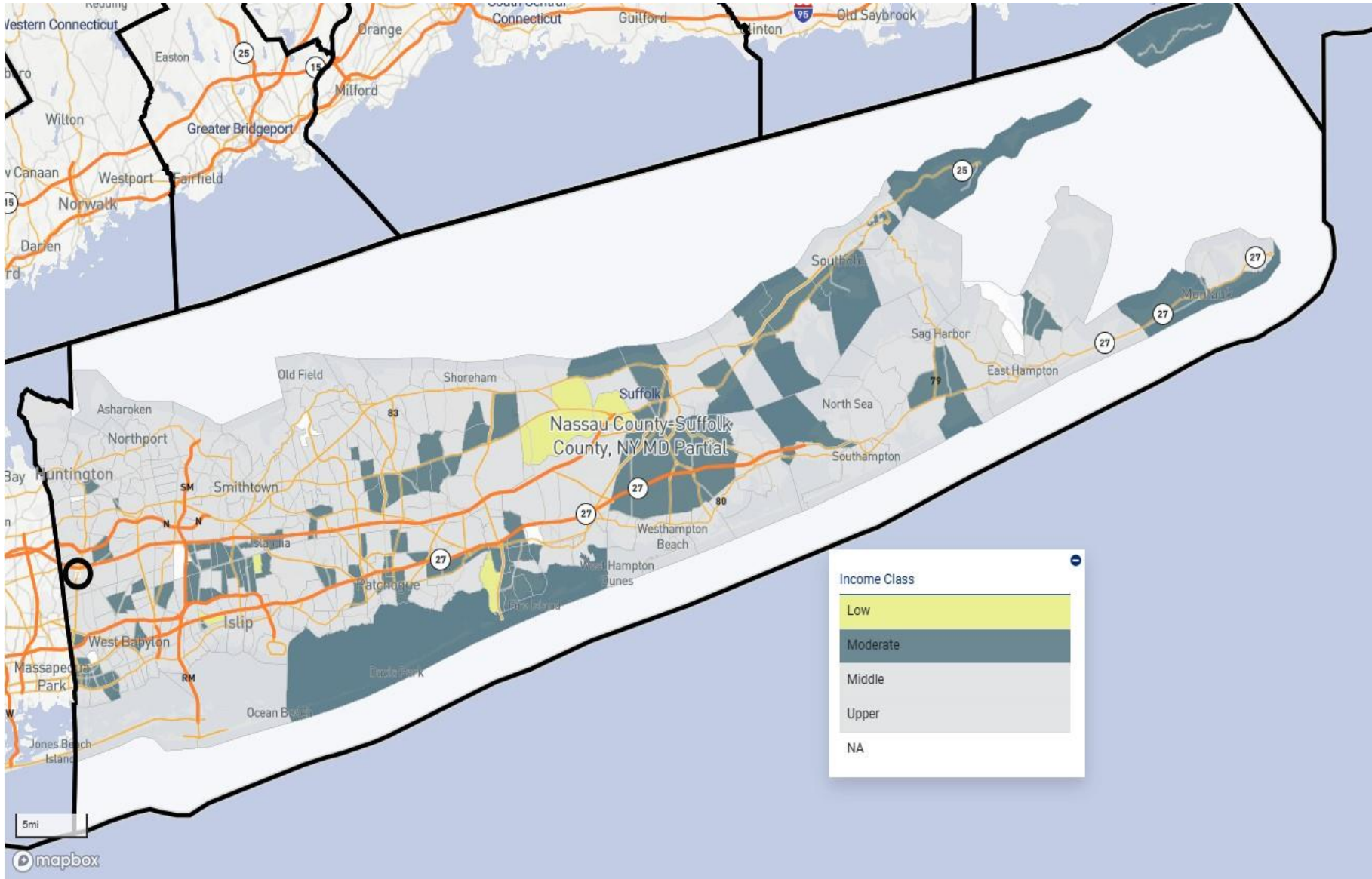
Suffolk County – 385

All census tracts in Suffolk County are included in this Facility-Based Assessment Area.

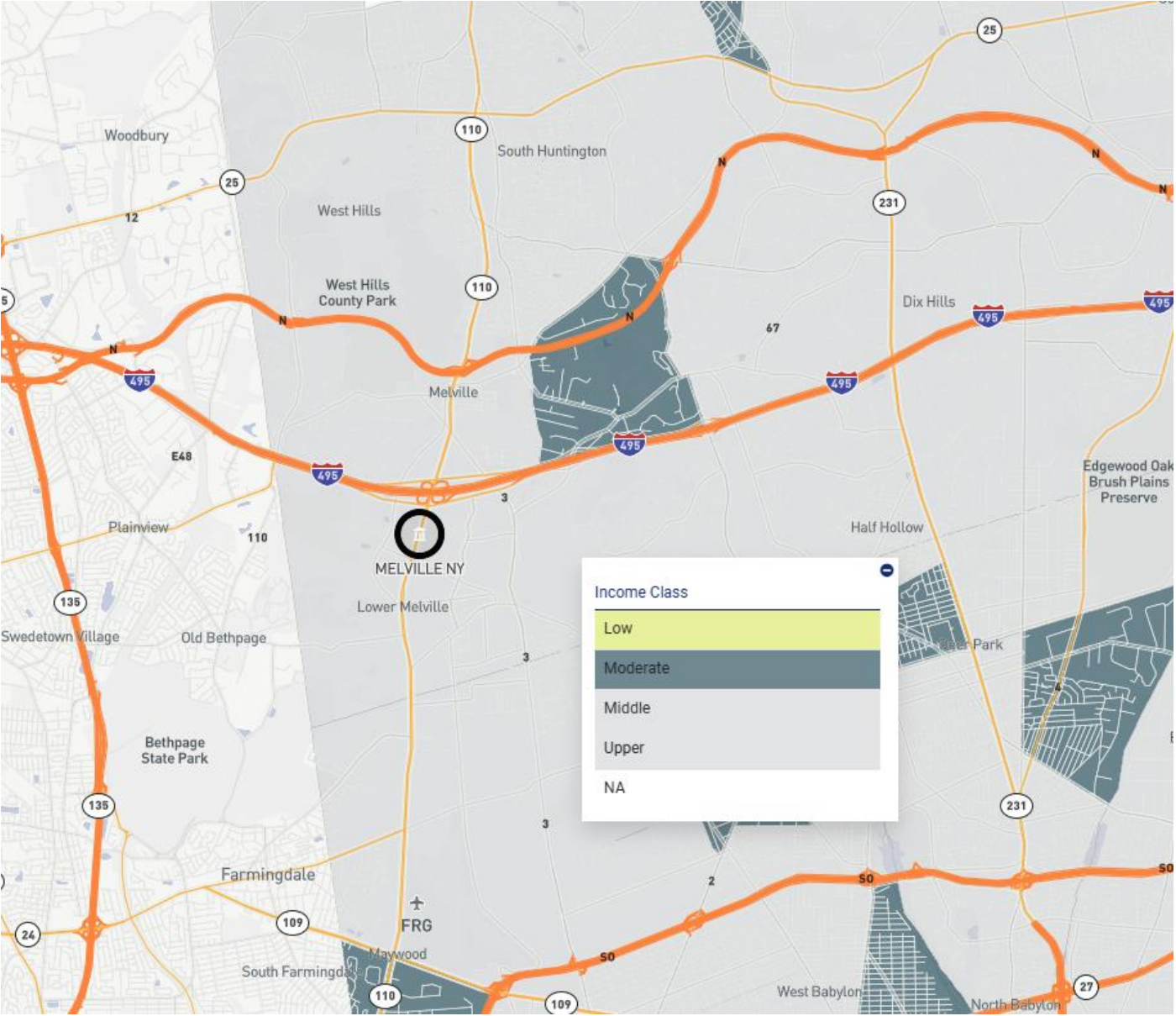
Note: This Facility-Based Assessment Area was not determined on the basis of race, color, national origin, religion, sex, handicap, familial status (having children under 18), age, marital status or the receipt of income derived from public assistance.

Sources: 2020 Census Data with 2020 ACS-5 Updates and 2024 FFIEC/ACS-1 Updates

Assessment Set: 2025 BANKUNITED FACILITY-BASED ASSESSMENT AREAS
Assessment Area: NASSAU COUNTY-SUFFOLK COUNTY, NY MD PARTIAL



Facility-Based Assessment Area: NASSAU COUNTY-SUFFOLK COUNTY, NY MD PARTIAL



36	103	2010.10	35004	\$156,200	\$147,102	\$176,334	112.89	MIDDLE INCOME	765	28.16	26	0.96	593	21.83	2,124	78.17	33	1.21	7.93	931	1,836	22	410	Neither
36	103	2012.00	35004	\$156,200	\$0	\$0	0	NA	412	73.57	125	22.32	290	51.79	270	48.21	8	1.43	86.54	0	0	0	251	Neither
36	103	9901.00	35004	\$156,200	\$0	\$0	0	NA	0	0	0	0	0	0	0	0	0	0	0	0	0	0	0	Neither

Sources: 2020 Census Data with 2020 ACS-5 Updates and 2024 FFIEC/ACS-1 Updates



FACILITY-BASED ASSESSMENT AREA:

NEW YORK-JERSEY CITY-WHITE PLAINS-NY-NJ MD PARTIAL

Description: New York County Kings County

Total Census Tracts in Facility-Based Assessment Area: 1,115

New York County – 310

Kings County - 805

All census tracts in New York County and Kings County are included in this Facility-Based Assessment Area.

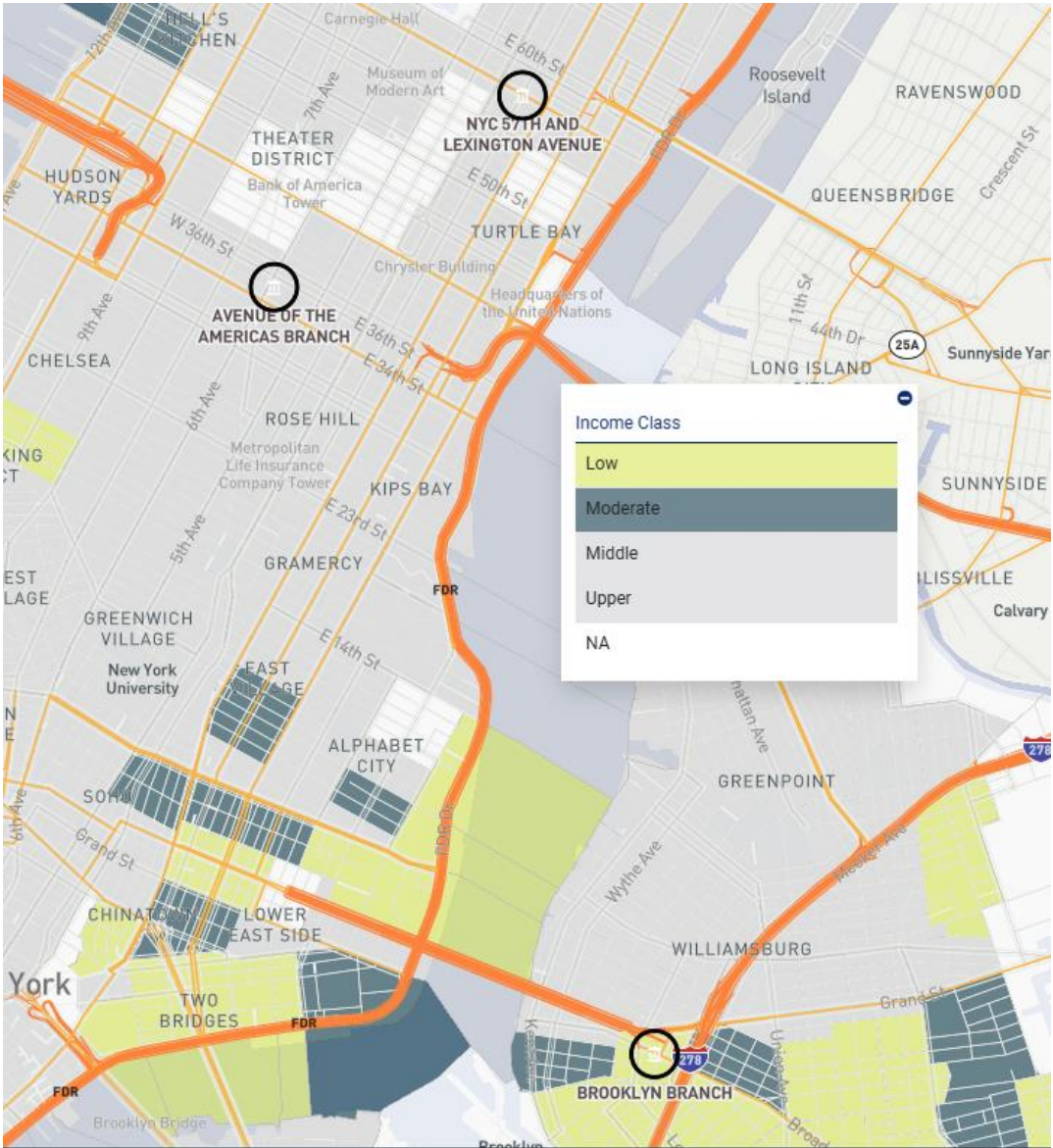
Note: This Facility-Based Assessment Area was not determined on the basis of race, color, national origin, religion, sex, handicap, familial status (having children under 18), age, marital status or the receipt of income derived from public assistance.

Sources: 2020 Census Data with 2020 ACS-5 Updates and 2024 FFIEC/ACS-1 Updates

Assessment Set: 2025 BANKUNITED FACILITY-BASED ASSESSMENT AREAS
Assessment Area: NEW YORK-JERSEY CITY-WHITE PLAINS, NY-NJ MD PARTIAL



Facility-Based Assessment Area: NEW YORK-JERSEY CITY-WHITE PLAINS, NY-NJ MD PARTIAL



BankUnited has one branch located in LMI Census Tracts: Brooklyn Broadway

36	047	0216.00	35614	\$101,900	\$37,527	\$44,724	43.89	LOW INCOME	1,139	26.61	24	0.56	208	4.86	4,072	95.14	663	15.49	38.63	187	610	1	1,187	Neither
36	047	0217.00	35614	\$101,900	\$75,682	\$90,212	88.53	MIDDLE INCOME	2,974	68.35	1,686	38.75	718	16.5	3,633	83.5	361	8.3	15.91	315	140	2	413	Neither
36	047	0218.00	35614	\$101,900	\$65,227	\$77,750	76.3	MODERATE INCOME	1,029	24.55	50	1.19	439	10.47	3,752	89.53	260	6.2	23.66	296	829	3	2,094	Neither
36	047	0219.00	35614	\$101,900	\$89,828	\$107,077	105.08	MIDDLE INCOME	2,631	62.27	1,682	39.81	395	9.35	3,830	90.65	301	7.12	15.31	307	749	3	400	Neither
36	047	0220.00	35614	\$101,900	\$33,257	\$39,639	38.9	LOW INCOME	1,241	21.93	46	0.81	399	7.05	5,261	92.95	350	6.18	50.62	278	741	4	2,204	Neither
36	047	0221.00	35614	\$101,900	\$0	\$0	0	NA	2,576	66.1	1,596	40.95	565	14.5	3,332	85.5	223	5.72	28.04	371	896	1	396	Neither
36	047	0222.00	35614	\$101,900	\$42,730	\$50,930	49.98	LOW INCOME	1,226	21.76	85	1.51	506	8.98	5,127	91.02	184	3.27	46.78	223	664	3	1,102	Neither
36	047	0224.00	35614	\$101,900	\$51,682	\$61,599	60.45	MODERATE INCOME	1,835	30	44	0.72	917	14.99	5,200	85.01	599	9.79	23.4	409	928	2	947	Neither
36	047	0226.00	35614	\$101,900	\$67,991	\$81,041	79.53	MODERATE INCOME	1,680	63.06	80	3	1,027	38.55	1,637	61.45	438	16.44	10.38	187	476	0	748	Neither
36	047	0227.00	35614	\$101,900	\$142,034	\$169,307	166.15	UPPER INCOME	3,069	67.97	1,885	41.75	545	12.07	3,970	87.93	344	7.62	7.67	491	960	2	725	Neither
36	047	0228.00	35614	\$101,900	\$45,819	\$54,618	53.6	MODERATE INCOME	1,630	44.8	125	3.44	423	11.63	3,215	88.37	934	25.67	35.92	314	568	2	1,427	Neither
36	047	0229.00	35614	\$101,900	\$118,375	\$141,101	138.47	UPPER INCOME	2,294	58.48	1,396	35.59	376	9.58	3,547	90.42	264	6.73	11.96	465	1,094	1	605	Neither
36	047	0230.00	35614	\$101,900	\$38,814	\$46,263	45.4	LOW INCOME	1,494	33.63	78	1.76	888	19.99	3,554	80.01	352	7.92	40.77	286	730	3	808	Neither
36	047	0231.00	35614	\$101,900	\$117,471	\$140,031	137.42	UPPER INCOME	2,090	54.54	1,172	30.58	386	10.07	3,446	89.93	277	7.23	7.45	554	842	0	454	Neither
36	047	0232.00	35614	\$101,900	\$43,438	\$51,775	50.81	MODERATE INCOME	1,344	21.06	57	0.89	398	6.24	5,984	93.76	493	7.72	42.1	302	942	4	2,441	Neither
36	047	0233.00	35614	\$101,900	\$65,435	\$77,994	76.54	MODERATE INCOME	4,241	71.15	2,516	42.21	1,223	20.52	4,738	79.48	422	7.08	29.6	489	596	2	623	Neither
36	047	0234.00	35614	\$101,900	\$31,938	\$38,070	37.36	LOW INCOME	624	10.54	40	0.68	107	1.81	5,816	98.19	77	1.3	51.07	110	461	1	1,427	Neither
36	047	0235.00	35614	\$101,900	\$43,309	\$51,623	50.66	MODERATE INCOME	1,973	33.32	582	9.83	755	12.75	5,166	87.25	364	6.15	47.34	300	418	2	1,505	Neither
36	047	0236.00	35614	\$101,900	\$31,232	\$37,224	36.53	LOW INCOME	836	12.77	10	0.15	78	1.19	6,470	98.81	279	4.26	50.26	91	487	1	2,151	Neither
36	047	0238.00	35614	\$101,900	\$38,000	\$45,295	44.45	LOW INCOME	790	14.59	13	0.24	184	3.4	5,230	96.6	114	2.11	40.14	303	597	4	2,125	Neither
36	047	0240.00	35614	\$101,900	\$39,643	\$47,251	46.37	LOW INCOME	817	15.82	36	0.7	204	3.95	4,961	96.05	136	2.63	46.48	306	1,072	0	1,070	Neither
36	047	0241.00	35614	\$101,900	\$61,835	\$73,704	72.33	MODERATE INCOME	1,473	46.39	493	15.53	485	15.28	2,690	84.72	258	8.13	25.88	176	354	1	1,148	Neither
36	047	0242.00	35614	\$101,900	\$66,042	\$78,718	77.25	MODERATE INCOME	888	27	26	0.79	216	6.57	3,073	93.43	116	3.53	17.16	345	726	0	937	Neither
36	047	0243.00	35614	\$101,900	\$113,631	\$135,445	132.92	UPPER INCOME	2,815	64.76	1,650	37.96	694	15.97	3,653	84.03	222	5.11	15.19	648	1,233	0	509	Neither
36	047	0244.00	35614	\$101,900	\$50,357	\$60,019	58.9	MODERATE INCOME	1,111	30.43	34	0.93	453	12.41	3,198	87.59	430	11.78	30.98	370	997	2	721	Neither
36	047	0245.00	35614	\$101,900	\$98,068	\$116,900	114.72	MIDDLE INCOME	3,039	71.39	1,994	46.84	391	9.18	3,866	90.82	429	10.08	10.49	484	1,386	1	571	Neither
36	047	0246.00	35614	\$101,900	\$62,750	\$74,795	73.4	MODERATE INCOME	1,512	44	41	1.19	345	10.04	3,091	89.96	1,042	30.33	14.26	433	956	2	776	Neither
36	047	0247.00	35614	\$101,900	\$46,277	\$55,158	54.13	MODERATE INCOME	2,176	77.16	1,517	53.79	298	10.57	2,522	89.43	251	8.9	32.04	105	537	3	667	Neither
36	047	0248.00	35614	\$101,900	\$64,148	\$76,466	75.04	MODERATE INCOME	1,554	58.71	33	1.25	443	16.74	2,204	83.26	990	37.4	7.69	324	802	3	639	Neither
36	047	0249.00	35614	\$101,900	\$117,885	\$140,520	137.9	UPPER INCOME	3,005	70.47	2,168	50.84	443	10.39	3,821	89.61	171	4.01	18.88	377	1,223	6	543	Neither
36	047	0250.00	35614	\$101,900	\$53,397	\$63,647	62.46	MODERATE INCOME	1,484	84.9	9	0.51	275	15.73	1,473	84.27	1,179	67.45	14.36	272	577	0	295	Neither
36	047	0251.00	35614	\$101,900	\$65,612	\$78,208	76.75	MODERATE INCOME	3,438	81.68	2,285	54.29	794	18.86	3,415	81.14	237	5.63	21.85	301	762	0	353	Neither
36	047	0252.00	35614	\$101,900	\$61,090	\$72,818	71.46	MODERATE INCOME	3,418	64.49	48	0.91	941	17.75	4,359	82.25	2,341	44.17	19.1	587	1,037	1	577	Neither
36	047	0253.00	35614	\$101,900	\$75,357	\$89,825	88.15	MIDDLE INCOME	2,221	63.15	1,336	37.99	496	14.1	3,021	85.9	221	6.28	21.1	360	998	3	393	Neither
36	047	0254.00	35614	\$101,900	\$48,988	\$58,389	57.3	MODERATE INCOME	2,595	71.1	52	1.42	431	11.81	3,219	88.19	2,014	55.18	20.76	490	909	0	443	Neither
36	047	0255.00	35614	\$101,900	\$24,483	\$29,184	28.64	LOW INCOME	4,741	98.79	1,985	41.36	2,815	58.66	1,984	41.34	94	1.96	38.84	91	108	1	108	Neither
36	047	0256.00	35614	\$101,900	\$60,000	\$71,513	70.18	MODERATE INCOME	2,408	71.54	44	1.31	373	11.08	2,993	88.92	1,916	56.92	27.15	429	854	1	317	Neither
36	047	0257.00	35614	\$101,900	\$78,472	\$93,534	91.79	MIDDLE INCOME	1,595	56.52	501	17.75	867	30.72	1,955	69.28	145	5.14	17.59	156	465	1	424	Neither
36	047	0258.00	35614	\$101,900	\$47,045	\$56,076	55.03	MODERATE INCOME	3,230	63.67	65	1.28	864	17.03	4,209	82.97	2,163	42.64	21.76	333	1,088	3	471	Neither
36	047	0259.01	35614	\$101,900	\$58,600	\$69,852	68.55	MODERATE INCOME	1,555	66.8	628	26.98	744	31.96	1,584	68.04	93	3.99	24.01	56	316	0	220	Neither
36	047	0259.02	35614	\$101,900	\$22,804	\$27,177	26.67	LOW INCOME	3,508	98.54	1,772	49.78	1,707	47.95	1,853	52.05	73	2.05	51.24	44	108	1	77	Neither
36	047	0260.00	35614	\$101,900	\$59,514	\$70,943	69.62	MODERATE INCOME	2,590	70.84	41	1.12	650	17.78	3,006	82.22	1,861	50.9	12.81	532	997	0	446	Neither
36	047	0261.00	35614	\$101,900	\$62,920	\$74,998	73.6	MODERATE INCOME	4,692	72.42	2,583	39.87	1,469	22.67	5,010	77.33	375	5.79	34.17	65	935	2	630	Neither
36	047	0262.00	35614	\$101,900	\$77,574	\$92,464	90.74	MIDDLE INCOME	2,103	77.15	14	0.51	453	16.62	2,273	83.38	1,556	57.08	6.13	349	658	0	257	Neither
36	047	0263.00	35614	\$101,900	\$69,440	\$82,773	81.23	MIDDLE INCOME	1,634	78.26	1,105	52.92	389	18.63	1,699	81.37	76	3.64	22.65	225	631	0	192	Neither
36	047	0264.00	35614	\$101,900	\$59,861	\$71,350	70.02	MODERATE INCOME	3,609	70.72	41	0.8	1,282	25.12	3,821	74.88	2,220	43.5	17.4	304	973	2	595	Neither
36	047	0265.00	35614	\$101,900	\$94,167	\$112,243	110.15	MIDDLE INCOME	3,391	77.33	2,332	53.18	714	16.28	3,671	83.72	170	3.88	13.43	507	1,246	1	452	Neither
36	047	0266.00	35614	\$101,900	\$49,236	\$58,684	57.59	MODERATE INCOME	2,760	69.68	51	1.29	565	14.26	3,396	85.74	2,071	52.28	10.83	464	1,074	1	428	Neither
36	047	0267.00	35614	\$101,900	\$111,518	\$132,929	130.45	UPPER INCOME	3,031	71.69	2,144	50.71	389	9.2	3,839	90.8	214	5.06	10.48	676	1,640	3	523	Neither
36	047	0268.00	35614	\$101,900	\$58,125	\$69,282	67.99	MODERATE INCOME	2,907	62.04	105	2.24	843	17.99	3,843	82.01	1,861	39.71	13.46	573	994	7	473	Neither
36	047	0269.00	35614	\$101,900	\$87,572	\$104,386	102.44	MIDDLE INCOME	2,316	77.07	1,610	53.58	298	9.92	2,707	90.08	226	7.52	19.26	418	954	2	435	Neither
36	047	0270.00	35614	\$101,900	\$43,000	\$51,256	50.3	MODERATE INCOME	1,410	51.86	21	0.77	231	8.5	2,488	91.5	1,074	39.5	32.04	241	492	2	318	Neither
36	047	0271.00	35614	\$101,900	\$114,342	\$136,291	133.75	UPPER INCOME	3,005	86.03	2,165	61.98	423	12.11	3,070	87.89	311</							

36	047	0284.00	35614	\$101,900	\$61,598	\$73,419	72.05	MODERATE INCOME	2,690	61.19	58	1.32	973	22.13	3,423	77.87	1,505	34.24	16.08	182	719	1	602	Neither
36	047	0285.01	35614	\$101,900	\$55,192	\$65,787	64.56	MODERATE INCOME	434	68.24	119	18.71	263	41.35	373	58.65	40	6.29	38.59	0	42	2	147	Neither
36	047	0285.02	35614	\$101,900	\$43,633	\$52,010	51.04	MODERATE INCOME	2,645	99.51	1,376	51.77	1,312	49.36	1,346	50.64	34	1.28	30.58	0	32	1	58	Neither
36	047	0286.00	35614	\$101,900	\$57,429	\$68,456	67.18	MODERATE INCOME	3,736	61.31	142	2.33	610	10.01	5,484	89.99	2,652	43.52	24.12	172	472	0	719	Neither
36	047	0287.00	35614	\$101,900	\$51,116	\$60,926	59.79	MODERATE INCOME	2,500	80.57	1,139	36.71	1,036	33.39	2,067	66.61	270	8.7	23.98	267	616	3	299	Neither
36	047	0288.00	35614	\$101,900	\$80,833	\$96,357	94.56	MIDDLE INCOME	2,414	61.9	40	1.03	734	18.82	3,166	81.18	1,568	40.21	15.84	334	588	2	598	Neither
36	047	0289.00	35614	\$101,900	\$84,741	\$101,013	99.13	MIDDLE INCOME	3,169	80.57	1,814	46.12	1,078	27.41	2,855	72.59	178	4.53	31.03	366	813	1	307	Neither
36	047	0290.00	35614	\$101,900	\$51,953	\$61,925	60.77	MODERATE INCOME	2,274	51.95	105	2.4	662	15.12	3,715	84.88	1,245	28.44	29.47	191	563	2	693	Neither
36	047	0291.00	35614	\$101,900	\$85,474	\$101,880	99.98	MIDDLE INCOME	2,401	78.93	1,710	56.21	472	15.52	2,570	84.48	101	3.32	8.77	258	706	0	338	Neither
36	047	0292.00	35614	\$101,900	\$50,708	\$60,437	59.31	MODERATE INCOME	1,695	60.95	42	1.51	505	18.16	2,276	81.84	1,009	36.28	15.27	206	405	1	399	Neither
36	047	0293.00	35614	\$101,900	\$40,662	\$48,464	47.56	LOW INCOME	2,872	84.42	2,137	62.82	598	17.58	2,804	82.42	84	2.47	29.82	284	575	2	262	Neither
36	047	0294.00	35614	\$101,900	\$59,708	\$71,167	69.84	MODERATE INCOME	1,118	48.65	100	4.35	229	9.97	2,069	90.03	658	28.63	24.26	86	243	0	249	Neither
36	047	0295.00	35614	\$101,900	\$64,705	\$77,128	75.69	MODERATE INCOME	2,919	75.8	2,201	57.15	375	9.74	3,476	90.26	136	3.53	23.03	452	1,534	1	446	Neither
36	047	0296.00	35614	\$101,900	\$55,824	\$66,541	65.3	MODERATE INCOME	3,057	51.01	81	1.35	679	11.33	5,314	88.67	2,075	34.62	26.06	533	934	7	1,073	Neither
36	047	0297.00	35614	\$101,900	\$92,188	\$109,889	107.84	MIDDLE INCOME	3,228	82.33	2,678	68.3	339	8.65	3,582	91.35	106	2.7	18.52	788	1,216	1	429	Neither
36	047	0298.00	35614	\$101,900	\$44,583	\$53,141	52.15	MODERATE INCOME	2,509	63.44	58	1.47	838	21.19	3,117	78.81	1,492	37.72	25.71	646	1,057	0	536	Neither
36	047	0299.00	35614	\$101,900	\$50,625	\$60,345	59.22	MODERATE INCOME	2,226	89.18	1,481	59.33	601	24.08	1,895	75.92	135	5.41	28.36	249	670	1	305	Neither
36	047	0300.00	35614	\$101,900	\$63,125	\$75,243	73.84	MODERATE INCOME	3,032	71.78	28	0.66	568	13.45	3,656	86.55	2,340	55.4	15.14	465	1,150	1	473	Neither
36	047	0301.00	35614	\$101,900	\$58,618	\$69,873	68.57	MODERATE INCOME	2,683	90.34	2,060	69.36	420	14.14	2,550	85.86	59	1.99	24.91	361	1,012	1	398	Neither
36	047	0302.00	35614	\$101,900	\$78,448	\$93,514	91.77	MIDDLE INCOME	3,067	69.85	62	1.41	388	8.84	4,003	91.16	2,526	57.53	14.46	648	1,238	2	386	Neither
36	047	0303.00	35614	\$101,900	\$47,662	\$56,809	55.75	MODERATE INCOME	4,794	96.81	3,761	75.95	817	16.5	4,135	83.5	99	2	24.36	340	1,152	0	325	Neither
36	047	0304.00	35614	\$101,900	\$55,434	\$66,072	64.84	MODERATE INCOME	3,059	65.28	119	2.54	593	12.65	4,093	87.35	2,165	46.2	18.76	402	1,154	0	463	Neither
36	047	0305.00	35614	\$101,900	\$100,976	\$120,364	118.12	MIDDLE INCOME	4,333	59.77	2,284	31.51	1,104	15.23	6,145	84.77	592	8.17	10.54	242	610	6	962	Neither
36	047	0306.00	35614	\$101,900	\$52,351	\$62,404	61.24	MODERATE INCOME	1,520	68.62	49	2.21	412	18.6	1,803	81.4	1,021	46.09	20.52	379	621	1	237	Neither
36	047	0307.00	35614	\$101,900	\$42,718	\$50,919	49.97	LOW INCOME	5,323	94.63	3,979	70.74	1,119	19.89	4,506	80.11	127	2.26	43.33	504	967	1	326	Neither
36	047	0308.00	35614	\$101,900	\$74,667	\$88,999	87.34	MIDDLE INCOME	1,177	50.86	152	6.57	316	13.66	1,998	86.34	678	29.3	6.79	570	334	5	318	Neither
36	047	0309.00	35614	\$101,900	\$85,673	\$102,124	100.22	MIDDLE INCOME	2,041	92.39	1,455	65.87	417	18.88	1,792	81.12	117	5.3	17.83	208	289	1	250	Neither
36	047	0311.00	35614	\$101,900	\$73,385	\$87,471	85.84	MIDDLE INCOME	2,601	81.51	1,787	56	411	12.88	2,780	87.12	155	4.86	20.43	167	848	2	328	Neither
36	047	0313.00	35614	\$101,900	\$113,138	\$134,865	132.35	UPPER INCOME	4,143	81.09	3,202	62.67	615	12.04	4,494	87.96	121	2.37	16.25	421	697	1	440	Neither
36	047	0314.01	35614	\$101,900	\$95,827	\$114,230	112.1	MIDDLE INCOME	2,323	45.18	81	1.58	660	12.84	4,482	87.16	1,492	29.02	5.92	1,005	1,221	0	190	Neither
36	047	0314.02	35614	\$101,900	\$0	\$0	0	NA	0	0	0	0	0	0	0	0	0	0	0	0	0	0	0	Neither
36	047	0315.00	35614	\$101,900	\$59,167	\$70,525	69.21	MODERATE INCOME	3,732	66.49	2,571	45.8	560	9.98	5,053	90.02	307	5.47	14.89	293	715	3	704	Neither
36	047	0317.01	35614	\$101,900	\$93,788	\$111,794	109.71	MIDDLE INCOME	2,710	67.77	1,854	46.36	349	8.73	3,650	91.27	244	6.1	7.88	310	557	2	560	Neither
36	047	0317.02	35614	\$101,900	\$103,056	\$122,840	120.55	UPPER INCOME	2,314	62.3	1,436	38.66	465	12.52	3,249	87.48	184	4.95	8.58	408	796	2	422	Neither
36	047	0319.00	35614	\$101,900	\$81,250	\$96,846	95.04	MIDDLE INCOME	2,299	66.6	1,720	49.83	270	7.82	3,182	92.18	90	2.61	7.83	276	356	1	435	Neither
36	047	0321.00	35614	\$101,900	\$65,705	\$78,320	76.86	MODERATE INCOME	4,509	82.16	3,254	59.29	909	16.56	4,579	83.44	185	3.37	12.6	186	375	1	501	Neither
36	047	0323.00	35614	\$101,900	\$93,580	\$111,550	109.47	MIDDLE INCOME	2,823	80.45	2,063	58.79	504	14.36	3,005	85.64	96	2.74	20.04	268	506	2	467	Neither
36	047	0325.00	35614	\$101,900	\$52,122	\$62,128	60.97	MODERATE INCOME	5,419	87.15	4,574	73.56	525	8.44	5,693	91.56	117	1.88	19.34	88	125	1	445	Neither
36	047	0326.00	35614	\$101,900	\$29,831	\$35,553	34.89	LOW INCOME	6,192	87.52	2,991	42.28	2,197	31.05	4,878	68.95	1,074	15.18	42.54	437	860	1	478	Neither
36	047	0327.00	35614	\$101,900	\$60,714	\$72,369	71.02	MODERATE INCOME	2,269	73.81	1,636	53.22	364	11.84	2,710	88.16	143	4.65	13.65	296	445	2	499	Neither
36	047	0328.00	35614	\$101,900	\$42,323	\$50,451	49.51	LOW INCOME	2,802	90.68	1,134	36.7	612	19.81	2,478	80.19	1,089	35.24	19.26	456	663	1	206	Neither
36	047	0329.00	35614	\$101,900	\$55,060	\$65,634	64.41	MODERATE INCOME	3,859	67.62	2,681	46.98	721	12.63	4,986	87.37	99	1.73	28.74	370	551	1	539	Neither
36	047	0330.00	35614	\$101,900	\$32,349	\$38,559	37.84	LOW INCOME	3,648	82.48	2,164	48.93	1,192	26.95	3,231	73.05	302	6.83	38.88	223	274	1	179	Neither
36	047	0331.00	35614	\$101,900	\$75,405	\$89,886	88.21	MIDDLE INCOME	1,741	41.29	1,259	29.86	178	4.22	4,039	95.78	11	0.26	20.58	399	651	1	959	Neither
36	047	0333.00	35614	\$101,900	\$52,002	\$61,986	60.83	MODERATE INCOME	1,501	33.33	975	21.65	208	4.62	4,295	95.38	39	0.87	23.52	351	529	2	923	Neither
36	047	0335.00	35614	\$101,900	\$87,083	\$103,806	101.87	MIDDLE INCOME	1,391	43.05	838	25.94	195	6.04	3,036	93.96	67	2.07	15.4	336	582	3	639	Neither
36	047	0336.00	35614	\$101,900	\$78,500	\$93,575	91.83	MIDDLE INCOME	1,285	26.97	290	6.09	464	9.74	4,301	90.26	329	6.9	17.13	766	1,699	5	844	Neither
36	047	0337.01	35614	\$101,900	\$65,560	\$78,147	76.69	MODERATE INCOME	1,422	56.65	1,013	40.36	177	7.05	2,333	92.95	55	2.19	10.12	212	455	0	312	Neither
36	047	0337.02	35614	\$101,900	\$76,466	\$91,150	89.45	MIDDLE INCOME	964	45.56	577	27.27	136	6.43	1,980	93.57	17	0.8	16.84	142	262	1	334	Neither
36	047	0339.00	35614	\$101,900	\$66,500	\$79,268	77.79	MODERATE INCOME	3,574	76.43	2,662	56.93	454	9.71	4,222	90.29	184	3.93	25.17	552	955	1	560	Neither
36	047	0340.00	35614	\$101,900	\$27,199	\$32,414	31.81	LOW INCOME	1,344	68.64	527	41.11	509	26	1,449	74	74	3.78	41.76	6	10	0	102	Neither
36	047	0341.00	35614	\$101,900	\$66,731	\$79,543	78.06	MODERATE INCOME	2,047	76.24	1,597	59.48	268	9.98	2,417	90.02	56	2.09	17.13	196	410	0	211	Neither
36	047	0342.00	35614	\$101,900	\$33,408	\$39,823	39.08	LOW INCOME	5,127	72.62	2,976	42.15	1,615	22.88	5,445	77.12	529	7.4						

36	047	0354.00	35614	\$101,900	\$69,800	\$83,201	81.65	MIDDLE INCOME	420	7.65	104	1.89	135	2.46	5,358	97.54	61	1.11	11.36	1,458	138	0	862	Neither
36	047	0355.00	35614	\$101,900	\$68,627	\$81,805	80.28	MIDDLE INCOME	4,163	80.18	3,381	65.12	494	9.51	4,698	90.49	40	0.77	12.86	84	497	0	474	Neither
36	047	0356.01	35614	\$101,900	\$42,663	\$50,848	49.9	LOW INCOME	252	8.68	98	3.38	92	3.17	2,810	96.83	1	0.03	23.46	390	11	1	333	Neither
36	047	0356.02	35614	\$101,900	\$62,500	\$74,499	73.11	MODERATE INCOME	592	10.81	116	2.12	155	2.83	5,319	97.17	140	2.56	7.86	1,271	70	0	772	Neither
36	047	0357.01	35614	\$101,900	\$39,167	\$46,680	45.81	LOW INCOME	2,242	96.55	1,691	72.83	441	18.99	1,881	81.01	66	2.84	27.67	35	248	0	78	Neither
36	047	0357.02	35614	\$101,900	\$0	\$0	0	NA	12	80	4	26.67	7	46.67	8	53.33	1	6.67	0	0	0	0	1	Neither
36	047	0359.00	35614	\$101,900	\$40,250	\$47,975	47.08	LOW INCOME	5,364	95.5	4,303	76.61	876	15.6	4,741	84.4	47	0.84	36.43	279	806	0	353	Neither
36	047	0360.01	35614	\$101,900	\$51,250	\$61,089	59.95	MODERATE INCOME	505	14.91	26	0.77	116	3.42	3,271	96.58	201	5.93	28.52	400	127	0	584	Neither
36	047	0360.02	35614	\$101,900	\$35,063	\$41,789	41.01	LOW INCOME	772	18.37	38	0.9	191	4.54	4,012	95.46	353	8.4	39.12	136	53	0	760	Neither
36	047	0361.00	35614	\$101,900	\$39,080	\$46,578	45.71	LOW INCOME	2,827	95.38	2,147	72.44	592	19.97	2,372	80.03	43	1.45	38.44	172	419	1	204	Neither
36	047	0362.00	35614	\$101,900	\$60,958	\$72,665	71.31	MODERATE INCOME	2,419	58.43	143	3.45	1,159	28	2,981	72	959	23.16	24.63	375	600	2	1,076	Neither
36	047	0363.00	35614	\$101,900	\$35,426	\$42,227	41.44	LOW INCOME	5,261	97.7	4,027	74.78	1,025	19.03	4,360	80.97	55	1.02	33.59	265	977	0	461	Neither
36	047	0364.00	35614	\$101,900	\$54,050	\$64,421	63.22	MODERATE INCOME	1,623	53.99	60	2	585	19.46	2,421	80.54	833	27.71	20.65	303	424	1	613	Neither
36	047	0365.01	35614	\$101,900	\$59,141	\$70,494	69.18	MODERATE INCOME	2,865	96.82	2,360	79.76	354	11.96	2,605	88.04	56	1.89	15.26	113	543	0	206	Neither
36	047	0365.02	35614	\$101,900	\$64,241	\$76,578	75.15	MODERATE INCOME	1,789	94.06	1,230	64.67	552	29.02	1,350	70.98	23	1.21	29.86	109	360	1	132	Neither
36	047	0366.00	35614	\$101,900	\$62,938	\$75,019	73.62	MODERATE INCOME	2,792	59.65	71	1.52	1,053	22.5	3,628	77.5	1,491	31.85	37.28	300	611	1	652	Neither
36	047	0367.00	35614	\$101,900	\$61,000	\$72,706	71.35	MODERATE INCOME	1,689	94.04	958	53.34	655	36.47	1,141	63.53	49	2.73	17.84	148	458	0	157	Neither
36	047	0369.00	35614	\$101,900	\$43,081	\$51,347	50.39	MODERATE INCOME	5,464	89.05	3,537	57.64	1,613	26.29	4,523	73.71	165	2.69	32.85	308	1,100	0	440	Neither
36	047	0370.00	35614	\$101,900	\$87,813	\$104,672	102.72	MIDDLE INCOME	1,869	39.35	177	3.73	507	10.67	4,243	89.33	1,089	22.93	16.62	947	1,084	2	658	Neither
36	047	0371.00	35614	\$101,900	\$80,144	\$95,531	93.75	MIDDLE INCOME	4,100	91.05	3,178	70.58	698	15.5	3,805	84.5	116	2.58	15.08	492	1,301	0	335	Neither
36	047	0373.00	35614	\$101,900	\$54,896	\$65,430	64.21	MODERATE INCOME	3,883	88.55	2,656	60.57	988	22.53	3,397	77.47	108	2.46	27.65	334	859	1	314	Neither
36	047	0374.01	35614	\$101,900	\$69,353	\$82,671	81.13	MIDDLE INCOME	1,591	33.88	166	3.53	397	8.45	4,299	91.55	788	16.78	14.92	679	696	0	605	Neither
36	047	0374.02	35614	\$101,900	\$69,432	\$82,763	81.22	MIDDLE INCOME	2,153	40.12	231	4.3	517	9.63	4,850	90.37	1,147	21.37	14.93	398	626	0	656	Neither
36	047	0375.00	35614	\$101,900	\$71,859	\$85,657	84.06	MIDDLE INCOME	3,037	79.73	1,770	46.47	862	22.63	2,947	77.37	227	5.96	12.02	272	677	0	452	Neither
36	047	0377.00	35614	\$101,900	\$73,750	\$87,909	86.27	MIDDLE INCOME	3,187	80.28	2,446	61.61	433	10.91	3,537	89.09	82	2.07	19.67	654	1,214	0	395	Neither
36	047	0379.00	35614	\$101,900	\$46,713	\$55,678	54.64	MODERATE INCOME	3,416	88.7	2,660	69.07	493	12.8	3,358	87.2	77	2	27.08	556	1,114	1	397	Neither
36	047	0381.00	35614	\$101,900	\$49,707	\$59,245	58.14	MODERATE INCOME	4,653	87.58	3,656	68.81	842	15.85	4,471	84.15	137	2.58	22.78	438	777	0	374	Neither
36	047	0382.00	35614	\$101,900	\$20,058	\$23,906	23.46	LOW INCOME	5,546	94.29	2,015	34.26	1,817	30.89	4,065	69.11	1,758	29.89	40.86	57	170	0	214	Neither
36	047	0383.00	35614	\$101,900	\$80,726	\$96,224	94.43	MIDDLE INCOME	3,472	80.04	2,624	60.49	433	9.98	3,905	90.02	137	3.16	20.99	843	1,574	1	465	Neither
36	047	0385.00	35614	\$101,900	\$105,993	\$126,346	123.99	UPPER INCOME	3,176	80.02	2,180	54.93	660	16.63	3,309	83.37	150	3.78	9.41	423	1,213	1	353	Neither
36	047	0386.00	35614	\$101,900	\$81,000	\$96,550	94.75	MIDDLE INCOME	2,429	63.72	34	0.89	775	20.33	3,037	79.67	1,497	39.27	10.88	522	1,092	4	502	Neither
36	047	0387.00	35614	\$101,900	\$72,955	\$86,961	85.34	MIDDLE INCOME	3,896	79.38	2,427	49.45	922	18.79	3,986	81.21	350	7.13	31.09	501	998	0	601	Neither
36	047	0388.00	35614	\$101,900	\$87,587	\$104,407	102.46	MIDDLE INCOME	1,333	32.94	103	2.55	461	11.39	3,586	88.61	599	14.8	15.34	477	1,008	2	628	Neither
36	047	0389.00	35614	\$101,900	\$80,259	\$95,664	93.88	MIDDLE INCOME	2,529	70.84	520	14.57	1,614	45.21	1,956	54.79	293	8.21	13.07	340	455	1	517	Neither
36	047	0390.00	35614	\$101,900	\$89,250	\$106,384	104.4	MIDDLE INCOME	361	15.55	7	0.3	147	6.33	2,174	93.67	159	6.85	11.56	501	698	1	338	Neither
36	047	0391.00	35614	\$101,900	\$56,223	\$67,020	65.77	MODERATE INCOME	3,773	65.32	712	12.33	2,376	41.14	3,400	58.86	515	8.92	21.15	127	465	0	383	Neither
36	047	0392.00	35614	\$101,900	\$62,096	\$74,020	72.64	MODERATE INCOME	694	23.87	33	1.13	310	10.66	2,598	89.34	261	8.98	11.65	340	795	2	642	Neither
36	047	0393.00	35614	\$101,900	\$58,269	\$69,455	68.16	MODERATE INCOME	2,890	69.79	719	17.36	1,746	42.16	2,395	57.84	277	6.69	22.04	405	877	1	468	Neither
36	047	0394.00	35614	\$101,900	\$51,734	\$61,660	60.51	MODERATE INCOME	449	20.53	10	0.46	195	8.92	1,992	91.08	144	6.58	26.43	389	631	2	642	Neither
36	047	0395.00	35614	\$101,900	\$70,504	\$84,037	82.47	MIDDLE INCOME	2,894	71.81	840	20.84	1,617	40.12	2,413	59.88	305	7.57	26.42	260	751	0	353	Neither
36	047	0396.00	35614	\$101,900	\$86,184	\$102,736	100.82	MIDDLE INCOME	368	18.89	35	1.8	169	8.68	1,779	91.32	112	5.75	15.39	264	730	1	430	Neither
36	047	0397.00	35614	\$101,900	\$62,438	\$74,428	73.04	MODERATE INCOME	2,918	75.44	1,393	36.01	1,193	30.84	2,675	69.16	179	4.63	22.8	332	1,223	0	356	Neither
36	047	0398.00	35614	\$101,900	\$72,317	\$86,197	84.59	MIDDLE INCOME	1,884	66.31	36	1.27	522	18.37	2,319	81.63	1,282	45.12	15.01	413	703	3	687	Neither
36	047	0399.00	35614	\$101,900	\$78,790	\$93,921	92.17	MIDDLE INCOME	3,541	80.88	1,501	34.29	1,804	41.21	2,574	58.79	183	4.18	22.13	259	824	0	286	Neither
36	047	0400.00	35614	\$101,900	\$52,750	\$62,872	61.7	MODERATE INCOME	2,046	62.36	54	1.65	621	18.93	2,660	81.07	1,304	39.74	12.63	417	876	2	491	Neither
36	047	0401.00	35614	\$101,900	\$55,321	\$65,939	64.71	MODERATE INCOME	2,997	79.33	1,326	35.1	1,341	35.49	2,437	64.51	177	4.69	30.02	501	1,008	1	343	Neither
36	047	0402.00	35614	\$101,900	\$82,368	\$98,181	96.35	MIDDLE INCOME	2,290	75.7	32	1.06	492	16.26	2,533	83.74	1,714	56.66	20.08	445	777	2	386	Neither
36	047	0403.00	35614	\$101,900	\$53,375	\$63,616	62.43	MODERATE INCOME	3,165	81.32	1,641	42.16	1,272	32.68	2,620	67.32	165	4.24	22.89	402	1,134	0	399	Neither
36	047	0404.00	35614	\$101,900	\$88,125	\$105,049	103.09	MIDDLE INCOME	1,927	68.53	41	1.46	320	11.38	2,492	88.62	1,502	53.41	14.77	415	789	2	319	Neither
36	047	0405.00	35614	\$101,900	\$66,576	\$79,360	77.88	MODERATE INCOME	1,531	83.71	658	35.98	744	40.68	1,085	59.32	97	5.3	11.9	130	395	1	179	Neither
36	047	0406.00	35614	\$101,900	\$64,456	\$76,833	75.4	MODERATE INCOME	2,555	70.99	30	0.83	448	12.45	3,151	87.55	2,013	55.93	14.77	459	1,041	1	217	Neither
36	047	0407.00	35614	\$101,900	\$0	\$0	0	NA	5	83.33	1	16.67	2	33.33	4	66.67	0	0	0	0	0	0	1	Neither
36	047	0408.00	35614	\$101,900	\$113,364	\$135,130	132.61	UPPER INCOME	3,009	76.51	32	0.81	770	19.58	3,163	80.42	2,146	54.56	5.22	712	1,196	4	397	Neither
36	047																							

36	047	0420.00	35614	\$101,900	\$80,625	\$96,102	94.31	MIDDLE INCOME	396	20.71	36	1.88	207	10.83	1,705	89.17	45	2.35	20.67	283	474	1	569	Neither
36	047	0421.00	35614	\$101,900	\$82,371	\$98,181	96.35	MIDDLE INCOME	3,628	74.56	621	12.76	2,574	52.9	2,292	47.1	352	7.23	16.94	250	744	1	348	Neither
36	047	0422.00	35614	\$101,900	\$66,354	\$79,095	77.62	MODERATE INCOME	1,255	34.26	72	1.97	587	16.03	3,076	83.97	420	11.47	18.84	427	681	4	905	Neither
36	047	0423.00	35614	\$101,900	\$67,961	\$81,010	79.5	MODERATE INCOME	3,275	71.73	312	6.83	2,554	55.94	2,012	44.06	259	5.67	14.17	114	916	2	386	Neither
36	047	0424.00	35614	\$101,900	\$71,523	\$85,250	83.66	MIDDLE INCOME	2,587	61.96	107	2.56	680	16.29	3,495	83.71	1,618	38.75	21.27	353	687	1	514	Neither
36	047	0425.00	35614	\$101,900	\$48,646	\$57,981	56.9	MODERATE INCOME	2,181	72.08	245	8.1	1,731	57.2	1,295	42.8	122	4.03	23.53	53	220	2	289	Neither
36	047	0426.00	35614	\$101,900	\$77,951	\$92,912	91.18	MIDDLE INCOME	2,819	64.8	33	0.76	769	17.68	3,581	82.32	1,875	43.1	20.12	638	934	4	596	Neither
36	047	0427.00	35614	\$101,900	\$42,421	\$50,563	49.62	LOW INCOME	3,397	69.04	315	6.4	2,658	54.02	2,262	45.98	278	5.65	26.03	131	482	6	448	Neither
36	047	0428.00	35614	\$101,900	\$76,250	\$90,885	89.19	MIDDLE INCOME	2,015	46.97	98	2.28	349	8.14	3,941	91.86	1,355	31.59	9.45	597	719	2	508	Neither
36	047	0429.00	35614	\$101,900	\$38,750	\$46,191	45.33	LOW INCOME	4,058	73.04	244	4.39	3,282	59.07	2,274	40.93	364	6.55	33.85	80	247	2	505	Neither
36	047	0430.00	35614	\$101,900	\$49,961	\$59,550	58.44	MODERATE INCOME	2,259	58.8	43	1.12	552	14.37	3,290	85.63	1,492	38.83	16.7	200	557	1	467	Neither
36	047	0431.00	35614	\$101,900	\$51,023	\$60,814	59.68	MODERATE INCOME	3,435	70.33	232	4.75	2,750	56.31	2,134	43.69	300	6.14	24.73	51	410	2	494	Neither
36	047	0432.00	35614	\$101,900	\$77,538	\$92,423	90.7	MIDDLE INCOME	3,123	69.18	65	1.44	1,010	22.37	3,504	77.63	1,906	42.22	11.11	425	759	1	535	Neither
36	047	0433.00	35614	\$101,900	\$35,272	\$42,044	41.26	LOW INCOME	3,259	84.8	485	12.62	2,487	64.72	1,356	35.28	248	6.45	36.62	35	436	0	265	Neither
36	047	0434.00	35614	\$101,900	\$51,447	\$61,323	60.18	MODERATE INCOME	2,250	58.2	48	1.24	522	13.5	3,344	86.5	1,533	39.65	30.24	426	607	3	510	Neither
36	047	0435.00	35614	\$101,900	\$56,556	\$67,417	66.16	MODERATE INCOME	3,897	82.76	742	15.76	2,801	59.48	1,908	40.52	264	5.61	24.77	361	1,244	1	266	Neither
36	047	0436.00	35614	\$101,900	\$77,333	\$92,179	90.46	MIDDLE INCOME	2,746	58.5	58	1.24	955	20.35	3,739	79.65	1,521	32.4	17.39	455	734	0	587	Neither
36	047	0437.00	35614	\$101,900	\$57,458	\$68,487	67.21	MODERATE INCOME	4,133	78.25	1,010	19.12	2,791	52.84	2,491	47.16	197	3.73	21.75	236	985	3	332	Neither
36	047	0438.00	35614	\$101,900	\$62,500	\$74,499	73.11	MODERATE INCOME	995	34.25	77	2.65	255	8.78	2,650	91.22	467	16.08	22.27	165	312	0	616	Neither
36	047	0439.00	35614	\$101,900	\$61,829	\$73,694	72.32	MODERATE INCOME	3,443	84.04	531	12.96	2,530	61.75	1,567	38.25	342	8.35	22.06	344	943	2	433	Neither
36	047	0440.00	35614	\$101,900	\$86,852	\$103,530	101.6	MIDDLE INCOME	778	27.03	36	1.25	380	13.2	2,498	86.8	266	9.24	19.33	322	609	4	615	Neither
36	047	0441.00	35614	\$101,900	\$47,633	\$56,779	55.72	MODERATE INCOME	4,511	81.63	235	4.25	3,607	65.27	1,919	34.73	520	9.41	24.69	212	781	0	413	Neither
36	047	0442.00	35614	\$101,900	\$99,750	\$118,897	116.68	MIDDLE INCOME	315	11.97	24	0.91	178	6.77	2,453	93.23	52	1.98	15.64	492	719	1	451	Neither
36	047	0443.00	35614	\$101,900	\$0	\$0	0	NA	3,810	73.34	262	5.04	2,931	56.42	2,264	43.58	513	9.87	23.57	147	751	2	530	Neither
36	047	0444.00	35614	\$101,900	\$62,215	\$74,163	72.78	MODERATE INCOME	729	22.36	71	2.18	304	9.33	2,956	90.67	252	7.73	25.39	441	591	1	502	Neither
36	047	0445.00	35614	\$101,900	\$71,825	\$85,616	84.02	MIDDLE INCOME	3,107	73.85	148	3.52	2,160	51.34	2,047	48.66	630	14.98	21.26	298	617	1	431	Neither
36	047	0446.00	35614	\$101,900	\$59,886	\$71,381	70.05	MODERATE INCOME	1,224	60.41	28	1.38	427	21.08	1,599	78.92	728	35.93	22.89	255	598	2	352	Neither
36	047	0447.00	35614	\$101,900	\$36,058	\$42,981	42.18	LOW INCOME	1,654	67.26	425	17.28	1,080	43.92	1,379	56.08	130	5.29	34.37	40	117	4	541	Neither
36	047	0448.00	35614	\$101,900	\$66,350	\$79,085	77.61	MODERATE INCOME	511	26.01	44	2.24	156	7.94	1,809	92.06	209	10.64	12.06	456	320	1	366	Neither
36	047	0449.01	35614	\$101,900	\$25,037	\$29,836	29.28	LOW INCOME	2,176	80.77	997	37.01	1,113	41.31	1,581	58.69	78	2.9	39.87	19	299	5	308	Neither
36	047	0449.02	35614	\$101,900	\$0	\$0	0	NA	24	54.55	3	6.82	16	36.36	28	63.64	0	0	0	0	0	5	691	Neither
36	047	0450.00	35614	\$101,900	\$81,736	\$97,427	95.61	MIDDLE INCOME	84	13.02	14	2.17	51	7.91	594	92.09	13	2.02	24.69	108	188	1	136	Neither
36	047	0452.00	35614	\$101,900	\$101,094	\$120,507	118.26	MIDDLE INCOME	291	11.12	59	2.25	76	2.9	2,542	97.1	79	3.02	7.86	500	561	0	454	Neither
36	047	0453.00	35614	\$101,900	\$27,010	\$32,190	31.59	LOW INCOME	1,059	56.15	207	10.98	694	36.8	1,192	63.2	76	4.03	45.07	0	121	7	811	Neither
36	047	0454.00	35614	\$101,900	\$113,875	\$135,741	133.21	UPPER INCOME	449	22.05	26	1.28	178	8.74	1,858	91.26	149	7.32	9.8	239	517	2	514	Neither
36	047	0456.00	35614	\$101,900	\$76,429	\$91,099	89.4	MIDDLE INCOME	1,286	46.48	155	5.6	220	7.95	2,547	92.05	738	26.67	10.67	140	207	3	744	Neither
36	047	0458.00	35614	\$101,900	\$102,250	\$121,883	119.61	MIDDLE INCOME	137	8.79	5	0.32	28	1.8	1,530	98.2	49	3.15	11.11	336	183	1	281	Neither
36	047	0460.00	35614	\$101,900	\$76,667	\$91,384	89.68	MIDDLE INCOME	2,242	58.57	185	4.83	413	10.79	3,415	89.21	1,414	36.94	18.28	477	414	3	685	Neither
36	047	0462.01	35614	\$101,900	\$67,850	\$80,878	79.37	MODERATE INCOME	1,007	37.3	72	2.67	238	8.81	2,462	91.19	503	18.63	12.63	375	291	3	455	Neither
36	047	0462.02	35614	\$101,900	\$101,250	\$120,690	118.44	MIDDLE INCOME	542	28.66	37	1.96	227	12	1,664	88	135	7.14	14.41	319	414	2	418	Neither
36	047	0464.00	35614	\$101,900	\$62,188	\$74,122	72.74	MODERATE INCOME	469	17.17	42	1.54	171	6.26	2,561	93.74	108	3.95	35.11	310	591	0	567	Neither
36	047	0468.00	35614	\$101,900	\$0	\$0	0	NA	230	10.76	9	0.42	58	2.71	2,080	97.29	52	2.43	22.01	277	610	3	436	Neither
36	047	0470.00	35614	\$101,900	\$63,208	\$75,345	73.94	MODERATE INCOME	403	14.28	15	0.53	60	2.13	2,763	97.87	68	2.41	13.61	331	641	1	787	Neither
36	047	0472.00	35614	\$101,900	\$60,982	\$72,685	71.33	MODERATE INCOME	294	9.49	22	0.71	58	1.87	3,041	98.13	20	0.65	27.93	266	552	0	678	Neither
36	047	0474.00	35614	\$101,900	\$53,370	\$63,616	62.43	MODERATE INCOME	461	14.26	14	0.43	60	1.86	3,172	98.14	138	4.27	36.49	330	578	2	851	Neither
36	047	0476.00	35614	\$101,900	\$73,000	\$87,012	85.39	MIDDLE INCOME	521	12.85	24	0.59	173	4.27	3,881	95.73	113	2.79	19.11	461	886	1	1,131	Neither
36	047	0477.00	35614	\$101,900	\$156,897	\$187,027	183.54	UPPER INCOME	1,405	33.25	172	4.07	660	15.62	3,566	84.38	369	8.73	9.86	416	870	2	666	Neither
36	047	0478.00	35614	\$101,900	\$72,589	\$86,523	84.91	MIDDLE INCOME	1,880	35.42	91	1.71	871	16.41	4,437	83.59	484	9.12	24.94	444	832	3	1,032	Neither
36	047	0480.00	35614	\$101,900	\$46,071	\$54,914	53.89	MODERATE INCOME	1,670	43.67	166	4.34	613	16.03	3,211	83.97	631	16.5	34.7	147	522	0	568	Neither
36	047	0481.00	35614	\$101,900	\$71,083	\$84,730	83.15	MIDDLE INCOME	1,447	46.6	90	2.9	847	27.28	2,258	72.72	320	10.31	13.92	157	388	2	425	Neither
36	047	0482.00	35614	\$101,900	\$61,875	\$73,755	72.38	MODERATE INCOME	3,744	61.16	467	7.63	684	11.17	5,438	88.83	2,140	34.96	13.91	637	602	3	877	Neither
36	047	0484.00	35614	\$101,900	\$57,335	\$68,344	67.07	MODERATE INCOME	2,616	44.17	272	4.59	822	13.88	5,100	86.12	1,102	18.61	21.57	354	566	1	845	Neither
36	047	0485.00	35614	\$101,900	\$65,947	\$78,606	77.14	MODERATE INCOME	1,261	51.05	251	10.16	736	29.8	1,734	70.2	166	6.72	22.36	121	353	4	1,068	Neither
36	047	0486.00	35614	\$101,900	\$52,875	\$63,025	61.85	MODERATE INCOME	2,886	80.23	122	3.39	775	21.55	2,822	78.45	1,880	52.2						

36	047	0498.00	35614	\$101,900	\$98,798	\$117,766	115.57	MIDDLE INCOME	2,699	59.75	146	3.23	730	16.16	3,787	83.84	1,656	36.66	6.96	448	871	2	476	Neither
36	047	0499.00	35614	\$101,900	\$86,731	\$103,378	101.45	MIDDLE INCOME	635	29.58	40	1.86	268	12.48	1,879	87.52	193	8.99	7.34	283	282	3	390	Neither
36	047	0500.01	35614	\$101,900	\$127,321	\$151,770	148.94	UPPER INCOME	814	39.48	164	7.95	272	13.19	1,790	86.81	243	11.78	1.21	471	358	0	105	Neither
36	047	0500.02	35614	\$101,900	\$146,836	\$175,034	171.77	UPPER INCOME	666	41.44	95	5.91	251	15.62	1,356	84.38	217	13.5	2.37	263	293	1	62	Neither
36	047	0501.00	35614	\$101,900	\$136,513	\$162,724	159.69	UPPER INCOME	987	33.45	44	1.49	530	17.96	2,421	82.04	253	8.57	9.66	421	669	3	505	Neither
36	047	0502.02	35614	\$101,900	\$145,664	\$173,638	170.4	UPPER INCOME	612	26.47	77	3.33	226	9.78	2,086	90.22	138	5.97	8.33	719	483	1	263	Neither
36	047	0503.00	35614	\$101,900	\$154,250	\$183,868	180.44	UPPER INCOME	1,079	39.11	72	2.61	634	22.98	2,125	77.02	238	8.63	9.84	285	852	5	589	Neither
36	047	0504.01	35614	\$101,900	\$101,836	\$121,393	119.13	MIDDLE INCOME	1,118	37.3	223	7.44	395	13.18	2,602	86.82	290	9.68	13.81	348	204	1	197	Neither
36	047	0504.02	35614	\$101,900	\$230,150	\$274,345	269.23	UPPER INCOME	1,133	56.54	219	10.93	381	19.01	1,623	80.99	402	20.06	7.19	574	170	0	133	Neither
36	047	0505.00	35614	\$101,900	\$41,149	\$49,044	48.13	LOW INCOME	3,345	73.24	827	18.11	1,816	39.76	2,751	60.24	661	14.47	24.77	201	224	2	424	Neither
36	047	0506.00	35614	\$101,900	\$58,544	\$69,781	68.48	MODERATE INCOME	4,602	82	1,986	35.39	1,895	33.77	3,717	66.23	507	9.03	20.28	292	365	4	472	Neither
36	047	0507.00	35614	\$101,900	\$48,500	\$57,808	56.73	MODERATE INCOME	920	25.9	188	5.3	559	15.77	2,986	84.23	38	1.07	44.65	127	82	3	501	Neither
36	047	0508.01	35614	\$101,900	\$63,553	\$75,752	74.34	MODERATE INCOME	3,851	89.33	2,488	57.71	1,011	23.45	3,300	76.55	150	3.48	21.47	33	25	1	308	Neither
36	047	0508.03	35614	\$101,900	\$68,365	\$81,489	79.97	MODERATE INCOME	2,033	79.79	1,304	51.18	470	18.45	2,078	81.55	120	4.71	16.98	32	60	1	229	Neither
36	047	0508.04	35614	\$101,900	\$93,400	\$111,336	109.26	MIDDLE INCOME	4,838	78.08	2,524	40.74	1,666	26.89	4,530	73.11	348	5.62	10.36	195	136	6	393	Neither
36	047	0509.00	35614	\$101,900	\$34,114	\$40,658	39.9	LOW INCOME	677	13.24	43	0.84	308	6.03	4,804	93.97	77	1.51	56.9	283	341	0	653	Neither
36	047	0510.01	35614	\$101,900	\$56,250	\$67,050	65.8	MODERATE INCOME	3,271	87.46	2,482	66.36	664	17.75	3,076	82.25	69	1.84	19.33	0	141	3	229	Neither
36	047	0510.02	35614	\$101,900	\$47,766	\$56,932	55.87	MODERATE INCOME	4,007	87.11	2,632	57.22	970	21.09	3,630	78.91	210	4.57	7.82	25	38	2	363	Neither
36	047	0511.00	35614	\$101,900	\$37,000	\$44,102	43.28	LOW INCOME	3,061	67.35	394	8.67	1,684	37.05	2,861	62.95	886	19.49	26.19	158	260	1	424	Neither
36	047	0512.00	35614	\$101,900	\$62,578	\$74,591	73.2	MODERATE INCOME	5,050	84.93	3,216	54.09	1,451	24.4	4,495	75.6	259	4.36	16.35	166	104	2	379	Neither
36	047	0513.00	35614	\$101,900	\$81,985	\$97,722	95.9	MIDDLE INCOME	2,815	50.94	402	7.27	1,738	31.45	3,788	68.55	497	8.99	11.31	244	648	6	1,081	Neither
36	047	0514.00	35614	\$101,900	\$69,966	\$83,395	81.84	MIDDLE INCOME	5,748	81.85	3,010	42.86	1,887	26.87	5,136	73.13	689	9.81	23.53	215	90	3	552	Neither
36	047	0515.00	35614	\$101,900	\$169,125	\$201,599	197.84	UPPER INCOME	793	32.35	92	3.75	197.84	14.77	2,089	85.23	211	8.61	4.81	322	131	1	399	Neither
36	047	0516.01	35614	\$101,900	\$63,095	\$75,202	73.8	MODERATE INCOME	4,808	88.92	3,387	62.64	963	17.81	4,444	82.19	251	4.64	16.37	72	275	2	323	Neither
36	047	0516.02	35614	\$101,900	\$68,980	\$82,223	80.69	MIDDLE INCOME	3,525	90.99	2,472	63.81	741	19.13	3,133	80.87	124	3.2	13.21	74	95	1	279	Neither
36	047	0517.00	35614	\$101,900	\$217,917	\$259,763	254.92	UPPER INCOME	795	30.16	66	2.5	309	11.72	2,327	88.28	262	9.94	8.1	241	81	1	729	Neither
36	047	0518.00	35614	\$101,900	\$66,369	\$79,105	77.63	MODERATE INCOME	2,483	70.38	1,421	40.28	470	13.32	3,058	86.68	434	12.3	6.2	465	264	0	384	Neither
36	047	0519.00	35614	\$101,900	\$190,338	\$226,891	222.66	UPPER INCOME	1,970	32.29	132	2.16	822	13.47	5,279	86.53	684	11.21	4.67	356	560	8	1,250	Neither
36	047	0520.00	35614	\$101,900	\$106,486	\$126,927	124.56	UPPER INCOME	3,000	71.86	663	15.88	873	20.91	3,302	79.09	1,297	31.07	10.46	498	578	1	516	Neither
36	047	0523.00	35614	\$101,900	\$69,932	\$83,354	81.8	MIDDLE INCOME	3,545	65.59	335	6.2	2,875	53.19	2,530	46.81	327	6.05	19.81	350	337	3	689	Neither
36	047	0525.00	35614	\$101,900	\$37,000	\$44,102	43.28	LOW INCOME	1,670	44.89	361	9.7	952	25.59	2,768	74.41	161	4.33	20.77	25	135	1	1,782	Neither
36	047	0526.00	35614	\$101,900	\$71,910	\$85,718	84.12	MIDDLE INCOME	2,838	65.2	749	17.21	808	18.56	3,545	81.44	1,014	23.29	9.97	337	391	1	601	Neither
36	047	0527.00	35614	\$101,900	\$55,150	\$65,736	64.51	MODERATE INCOME	4,300	71.13	318	5.26	3,640	60.22	2,405	39.78	277	4.58	12.57	136	484	2	689	Neither
36	047	0528.00	35614	\$101,900	\$150,966	\$179,955	176.6	UPPER INCOME	935	51.83	148	8.2	160	8.87	1,644	91.13	504	27.94	14.15	386	373	7	291	Neither
36	047	0529.00	35614	\$101,900	\$27,070	\$32,262	31.66	LOW INCOME	460	10.7	42	0.98	254	5.91	4,045	94.09	33	0.77	45.62	113	638	3	977	Neither
36	047	0530.00	35614	\$101,900	\$59,050	\$70,382	69.07	MODERATE INCOME	1,798	49.86	240	6.66	444	12.31	3,162	87.69	936	25.96	29.11	241	575	0	636	Neither
36	047	0531.01	35614	\$101,900	\$19,203	\$22,887	22.46	LOW INCOME	359	11.98	7	0.23	116	3.87	2,881	96.13	55	1.84	59.83	97	148	1	287	Neither
36	047	0531.02	35614	\$101,900	\$47,768	\$56,942	55.88	MODERATE INCOME	570	9.68	22	0.37	169	2.87	5,721	97.13	46	0.78	50.7	224	213	1	432	Neither
36	047	0532.00	35614	\$101,900	\$81,176	\$96,764	94.96	MIDDLE INCOME	1,177	46.89	210	8.37	293	11.67	2,217	88.33	554	22.07	20.14	515	491	1	294	Neither
36	047	0533.00	35614	\$101,900	\$30,156	\$35,940	35.27	LOW INCOME	575	8.08	17	0.24	175	2.46	6,940	97.54	8	0.11	48.95	405	1,339	1	3,970	Neither
36	047	0534.00	35614	\$101,900	\$56,042	\$66,795	65.55	MODERATE INCOME	2,254	47.18	352	7.37	400	8.37	4,377	91.63	1,239	25.94	20.66	329	712	0	928	Neither
36	047	0535.00	35614	\$101,900	\$31,367	\$37,387	36.69	LOW INCOME	580	12.98	43	0.96	289	6.47	4,180	93.53	32	0.72	45.1	93	417	3	1,934	Neither
36	047	0537.00	35614	\$101,900	\$37,287	\$44,439	43.61	LOW INCOME	392	9.11	46	1.07	80	1.86	4,224	98.14	39	0.91	42.36	111	282	0	767	Neither
36	047	0538.00	35614	\$101,900	\$86,250	\$102,807	100.89	MIDDLE INCOME	1,864	33.68	264	4.77	474	8.56	5,061	91.44	836	15.1	12.37	357	345	5	1,143	Neither
36	047	0539.00	35614	\$101,900	\$25,192	\$30,030	29.47	LOW INCOME	554	20.76	117	4.39	366	13.72	2,302	86.28	9	0.34	53.04	77	90	0	271	Neither
36	047	0542.00	35614	\$101,900	\$56,750	\$67,641	66.38	MODERATE INCOME	1,191	25.07	83	1.75	461	9.71	4,289	90.29	410	8.63	17.26	361	526	3	923	Neither
36	047	0543.00	35614	\$101,900	\$0	\$0	0	NA	4	80	0	0	4	80	1	20	0	0	0	0	0	9	712	Neither
36	047	0544.00	35614	\$101,900	\$79,167	\$94,370	92.61	MIDDLE INCOME	1,026	27.11	45	1.19	199	5.26	3,586	94.74	591	15.61	14.09	515	756	0	573	Neither
36	047	0545.00	35614	\$101,900	\$26,995	\$32,170	31.57	LOW INCOME	2,902	39.73	955	13.08	1,819	24.9	5,485	75.1	41	0.56	54.14	95	360	3	562	Neither
36	047	0546.00	35614	\$101,900	\$60,833	\$72,512	71.16	MODERATE INCOME	1,893	35	214	3.96	383	7.08	5,026	92.92	890	16.45	21.12	328	365	0	891	Neither
36	047	0547.00	35614	\$101,900	\$49,186	\$58,623	57.53	MODERATE INCOME	2,091	26.62	328	4.18	1,097	13.97	6,758	86.03	365	4.65	31.33	321	182	0	1,117	Neither
36	047	0548.00	35614	\$101,900	\$108,661	\$129,525	127.11	UPPER INCOME	319	14.57	27	1.23	91	4.16	2,098	95.84	86	3.93	13.69	312	463	2	422	Neither
36	047	0549.00	35614	\$101,900	\$78,625	\$93,717	91.97	MIDDLE INCOME	1,523	32.08	192	4.04	772	16.26	3,976	83.74	306	6.44	26.02	220	164	7	1,602	Neither
36	047	0550.00	35614	\$101,900	\$88,667	\$105,691	103.72	MIDDLE INCOME	1,257	31.77	132	3												

36	047	0563.01	35614	\$101,900	\$101,218	\$120,650	118.4	MIDDLE INCOME	1,941	39.43	220	4.47	1,064	21.61	3,859	78.39	390	7.92	15.84	231	583	2	448	Neither
36	047	0563.02	35614	\$101,900	\$37,935	\$45,213	44.37	LOW INCOME	1,157	57.79	353	17.63	614	30.67	1,388	69.33	157	7.84	16.92	0	68	0	267	Neither
36	047	0564.00	35614	\$101,900	\$108,250	\$129,036	126.63	UPPER INCOME	811	30.88	72	2.74	157	5.98	2,469	94.02	521	19.84	7.69	778	671	1	408	Neither
36	047	0565.00	35614	\$101,900	\$106,454	\$126,896	124.53	UPPER INCOME	1,039	27.8	76	2.03	567	15.17	3,171	84.83	198	5.3	7.8	242	837	11	1,128	Neither
36	047	0566.00	35614	\$101,900	\$100,278	\$119,529	117.3	MIDDLE INCOME	1,324	51.96	315	12.36	194	7.61	2,354	92.39	710	27.86	11.72	414	575	1	280	Neither
36	047	0568.00	35614	\$101,900	\$88,977	\$106,058	104.08	MIDDLE INCOME	536	40.92	25	1.91	86	6.56	1,224	93.44	407	31.07	17.12	387	619	1	161	Neither
36	047	0569.00	35614	\$101,900	\$151,786	\$180,934	177.56	UPPER INCOME	427	26.29	27	1.66	191	11.76	1,433	88.24	130	8	4.04	170	482	2	662	Neither
36	047	0570.00	35614	\$101,900	\$87,130	\$103,856	101.92	MIDDLE INCOME	1,737	49.15	273	7.72	379	10.72	3,155	89.28	1,025	29	6.59	1,402	440	2	476	Neither
36	047	0571.00	35614	\$101,900	\$99,981	\$119,182	116.96	MIDDLE INCOME	799	18.73	53	1.24	116	8.6	3,900	91.4	219	5.13	10.62	377	980	7	830	Neither
36	047	0572.00	35614	\$101,900	\$33,723	\$40,189	39.44	LOW INCOME	4,673	89.5	2,893	55.41	1,422	27.24	3,799	72.76	426	8.16	29.7	0	50	0	145	Neither
36	047	0573.00	35614	\$101,900	\$138,889	\$165,557	162.47	UPPER INCOME	529	20.42	51	1.97	230	8.88	2,360	91.12	135	5.21	9.65	313	722	0	406	Neither
36	047	0574.00	35614	\$101,900	\$78,224	\$93,238	91.5	MIDDLE INCOME	1,521	59.41	58	2.27	175	6.84	2,385	93.16	1,242	48.52	13.3	746	1,087	2	376	Neither
36	047	0575.00	35614	\$101,900	\$93,750	\$111,754	109.67	MIDDLE INCOME	1,644	33.54	97	1.98	901	18.38	4,001	81.62	435	8.87	10.85	318	530	2	723	Neither
36	047	0576.00	35614	\$101,900	\$78,689	\$93,799	92.05	MIDDLE INCOME	1,782	61.2	56	1.92	203	6.97	2,709	93.03	1,412	48.49	10.44	557	903	0	467	Neither
36	047	0578.00	35614	\$101,900	\$87,500	\$104,295	102.35	MIDDLE INCOME	1,760	52.82	77	2.31	374	11.22	2,958	88.78	1,144	34.33	23.98	403	570	3	823	Neither
36	047	0579.01	35614	\$101,900	\$0	\$0	0	NA	652	46.05	75	5.3	396	27.97	1,020	72.03	115	8.12	26.51	44	180	3	496	Neither
36	047	0579.02	35614	\$101,900	\$0	\$0	0	NA	0	0	0	0	0	0	0	0	0	0	0	0	8	196	Neither	
36	047	0580.00	35614	\$101,900	\$80,625	\$96,102	94.31	MIDDLE INCOME	2,053	58.62	99	2.83	400	11.42	3,102	88.58	1,414	40.38	20.69	390	748	1	517	Neither
36	047	0582.00	35614	\$101,900	\$93,785	\$111,794	109.71	MIDDLE INCOME	1,466	48.16	59	1.94	309	10.15	2,735	89.85	960	31.54	11.04	252	699	2	971	Neither
36	047	0584.00	35614	\$101,900	\$75,152	\$89,580	87.91	MIDDLE INCOME	1,244	32.76	58	1.53	262	6.9	3,535	93.1	801	21.1	10.08	443	610	2	654	Neither
36	047	0586.00	35614	\$101,900	\$74,375	\$88,653	87	MIDDLE INCOME	1,917	72.2	116	4.37	207	7.8	2,448	92.2	1,569	59.1	14.4	508	834	1	332	Neither
36	047	0588.00	35614	\$101,900	\$92,353	\$110,083	108.03	MIDDLE INCOME	1,187	33.61	72	2.04	295	8.35	3,237	91.65	720	20.39	5.37	653	676	4	675	Neither
36	047	0589.01	35614	\$101,900	\$89,000	\$106,088	104.11	MIDDLE INCOME	317	17.8	30	1.68	117	6.57	1,664	93.43	95	5.33	5.54	233	489	2	363	Neither
36	047	0589.02	35614	\$101,900	\$0	\$0	0	NA	0	0	0	0	0	0	0	0	0	0	0	0	0	0	57	Neither
36	047	0590.00	35614	\$101,900	\$55,417	\$66,052	64.82	MODERATE INCOME	1,321	65.59	106	5.26	284	14.1	1,730	85.9	836	41.51	19.69	261	672	0	444	Neither
36	047	0591.00	35614	\$101,900	\$117,237	\$139,746	137.14	UPPER INCOME	887	23	69	1.79	494	12.81	3,362	87.19	165	4.28	7.55	251	622	2	466	Neither
36	047	0592.00	35614	\$101,900	\$64,167	\$76,486	75.06	MODERATE INCOME	1,888	44.24	78	1.83	298	6.98	3,970	93.02	1,240	29.05	12.88	403	531	0	783	Neither
36	047	0593.00	35614	\$101,900	\$100,724	\$120,059	117.82	MIDDLE INCOME	629	27.66	38	1.67	370	16.27	1,904	83.73	114	5.01	14.47	154	446	1	465	Neither
36	047	0594.02	35614	\$101,900	\$106,667	\$127,151	124.78	UPPER INCOME	1,893	37.08	52	1.02	280	5.48	4,825	94.52	1,399	27.4	6.31	1,492	1,702	7	701	Neither
36	047	0594.03	35614	\$101,900	\$86,724	\$103,378	101.45	MIDDLE INCOME	1,949	51.57	51	1.35	211	5.58	3,568	94.42	1,553	41.1	16.31	621	1,139	1	243	Neither
36	047	0594.04	35614	\$101,900	\$84,274	\$100,453	98.58	MIDDLE INCOME	2,005	45.3	62	1.4	330	7.46	4,046	92.54	1,449	32.74	18.48	713	1,112	2	283	Neither
36	047	0596.00	35614	\$101,900	\$90,208	\$107,525	105.52	MIDDLE INCOME	556	21.64	64	2.49	128	4.98	2,441	95.02	293	11.41	11.93	780	271	1	369	Neither
36	047	0598.00	35614	\$101,900	\$73,889	\$88,072	86.43	MIDDLE INCOME	1,125	31.1	169	4.67	221	6.11	3,396	93.89	440	12.16	14.27	623	1,031	1	486	Neither
36	047	0600.00	35614	\$101,900	\$112,308	\$133,876	131.38	UPPER INCOME	1,618	23.64	90	1.32	368	5.38	6,476	94.62	869	12.7	9.55	1,299	1,485	3	1,656	Neither
36	047	0606.00	35614	\$101,900	\$70,777	\$84,363	82.79	MIDDLE INCOME	1,103	34.71	128	4.03	309	9.72	2,869	90.28	591	18.6	11.34	642	292	3	1,068	Neither
36	047	0608.00	35614	\$101,900	\$84,088	\$100,229	98.36	MIDDLE INCOME	1,204	29.99	158	3.94	268	6.67	3,747	93.33	621	15.47	16.02	392	471	1	1,125	Neither
36	047	0610.02	35614	\$101,900	\$96,050	\$114,495	112.36	MIDDLE INCOME	395	7.8	29	0.57	104	2.05	4,960	97.95	128	2.53	11.02	1,161	93	0	958	Neither
36	047	0610.03	35614	\$101,900	\$39,375	\$46,935	46.06	LOW INCOME	1,805	74.65	27	1.12	810	33.5	1,608	66.5	840	34.74	32.49	203	353	0	325	Neither
36	047	0610.04	35614	\$101,900	\$50,771	\$60,518	59.39	MODERATE INCOME	1,610	24.14	82	1.23	523	7.84	6,146	92.16	687	10.3	17.62	411	413	6	1,470	Neither
36	047	0612.00	35614	\$101,900	\$132,238	\$157,629	154.69	UPPER INCOME	102	9.6	6	0.56	31	2.92	1,032	97.08	22	2.07	2.17	323	344	0	272	Neither
36	047	0616.00	35614	\$101,900	\$150,341	\$179,212	175.87	UPPER INCOME	162	8.74	30	1.62	58	3.13	1,796	96.87	30	1.62	8.15	424	530	1	361	Neither
36	047	0620.00	35614	\$101,900	\$115,078	\$137,178	134.62	UPPER INCOME	134	7.58	6	0.34	41	2.32	1,726	97.68	60	3.4	5.85	483	740	1	509	Neither
36	047	0622.00	35614	\$101,900	\$83,636	\$99,689	97.83	MIDDLE INCOME	1,010	30.38	423	12.72	257	7.73	3,068	92.27	213	6.41	13.78	272	519	0	591	Neither
36	047	0626.00	35614	\$101,900	\$77,951	\$92,912	91.18	MIDDLE INCOME	1,598	50.7	274	8.69	339	10.76	2,813	89.24	861	27.32	9.69	729	593	2	382	Neither
36	047	0628.00	35614	\$101,900	\$103,583	\$123,472	121.17	UPPER INCOME	1,360	26.04	50	0.96	573	10.97	4,649	89.03	620	11.87	7.4	1,474	1,881	4	540	Neither
36	047	0632.00	35614	\$101,900	\$101,827	\$121,373	119.11	MIDDLE INCOME	403	27.3	41	2.78	144	9.76	1,332	90.24	179	12.13	7.28	492	342	1	123	Neither
36	047	0636.00	35614	\$101,900	\$131,225	\$156,427	153.51	UPPER INCOME	471	35.76	19	1.44	132	10.02	1,185	89.98	273	20.73	11.27	384	448	2	109	Neither
36	047	0638.00	35614	\$101,900	\$118,611	\$141,386	138.75	UPPER INCOME	535	33.09	91	5.63	132	7.54	1,495	92.46	299	18.49	5.1	488	780	0	126	Neither
36	047	0640.00	35614	\$101,900	\$141,750	\$168,971	165.82	UPPER INCOME	367	22.65	24	1.48	117	7.22	1,503	92.78	192	11.85	2.66	505	633	1	233	Neither
36	047	0642.00	35614	\$101,900	\$94,625	\$112,793	110.69	MIDDLE INCOME	846	29.53	141	4.92	305	10.65	2,560	89.35	289	10.09	12.44	357	465	1	530	Neither
36	047	0644.00	35614	\$101,900	\$89,784	\$107,026	105.03	MIDDLE INCOME	858	31.75	145	5.37	278	10.29	2,424	89.71	343	12.69	14.22	556	906	4	472	Neither
36	047	0646.00	35614	\$101,900	\$87,813	\$104,672	102.72	MIDDLE INCOME	563	25.29	113	5.08	165	7.41	2,061	92.59	173	7.77	6.56	541	696	1	345	Neither
36	047	0648.00	35614	\$101,900	\$118,333	\$141,050	138.42	UPPER INCOME	864	43.35	279	14	233	11.69	1,760	88.31	233	11.69	3.92	522	697	0	214	Neither
36	047	0650.00	35614	\$101,900	\$76,183	\$90,813	89.12	MIDDLE INCOME	1,104	76.72	553	38.43	239	16.61	1,200	83.39	263	18.28	1					

36	047	0678.00	35614	\$101,900	\$99,676	\$118,815	116.6	MIDDLE INCOME	2,615	90.99	2,234	77.73	195	6.78	2,679	93.22	89	3.1	7.71	565	952	0	217	Neither	
36	047	0680.00	35614	\$101,900	\$100,114	\$119,335	117.11	MIDDLE INCOME	1,681	89.08	1,176	62.32	264	13.99	1,623	86.01	149	7.9	1.11	476	683	0	256	Neither	
36	047	0682.00	35614	\$101,900	\$92,188	\$109,889	107.84	MIDDLE INCOME	2,108	84.69	1,401	56.29	289	11.61	2,200	88.39	256	10.29	6.57	669	950	3	275	Neither	
36	047	0686.00	35614	\$101,900	\$119,643	\$142,619	139.96	UPPER INCOME	1,039	59.41	546	31.22	199	11.38	1,550	88.62	233	13.32	4.98	444	649	0	147	Neither	
36	047	0688.00	35614	\$101,900	\$119,363	\$142,283	139.63	UPPER INCOME	1,323	77.55	888	52.05	233	13.66	1,473	86.34	138	8.09	5.1	508	696	0	189	Neither	
36	047	0690.00	35614	\$101,900	\$115,491	\$137,667	135.1	UPPER INCOME	1,606	85.43	1,122	59.68	300	15.96	1,580	84.04	119	6.33	4.37	420	616	3	360	Neither	
36	047	0692.00	35614	\$101,900	\$139,276	\$166,015	162.92	UPPER INCOME	2,292	91.24	1,870	74.44	230	9.16	2,282	90.84	107	4.26	1.08	647	908	2	366	Neither	
36	047	0696.01	35614	\$101,900	\$101,563	\$121,067	118.81	MIDDLE INCOME	2,801	71.24	2,004	50.97	481	12.23	3,451	87.77	202	5.14	6.36	527	1,523	3	440	Neither	
36	047	0696.02	35614	\$101,900	\$84,639	\$100,891	99.01	MIDDLE INCOME	2,697	42.98	1,469	23.41	540	8.61	5,735	91.39	479	7.63	7.7	1,615	2,088	4	817	Neither	
36	047	0698.00	35614	\$101,900	\$119,514	\$142,466	139.81	UPPER INCOME	360	25.41	116	8.19	134	9.46	1,283	90.54	82	5.79	0.83	400	450	0	444	Neither	
36	047	0700.00	35614	\$101,900	\$95,938	\$114,362	112.23	MIDDLE INCOME	294	17.82	45	2.73	153	9.27	1,497	90.73	48	2.91	4.51	332	555	2	225	Neither	
36	047	0702.01	35614	\$101,900	\$112,381	\$133,958	131.46	UPPER INCOME	801	11.92	79	1.18	308	4.58	6,411	95.42	248	3.69	1.72	1,899	2,361	4	1,499	Neither	
36	047	0702.02	35614	\$101,900	\$0	\$0	0	NA	9	42.86	5	23.81	3	14.29	18	85.71	0	0	0	0	0	0	21	Neither	
36	047	0702.03	35614	\$101,900	\$0	\$0	0	NA	0	0	0		0		0		0	0	0	0	0	0	0	Neither	
36	047	0706.01	35614	\$101,900	\$137,273	\$163,631	160.58	UPPER INCOME	361	13.36	53	1.96	168	6.22	2,535	93.78	69	2.55	3.76	743	1,116	0	155	Neither	
36	047	0706.02	35614	\$101,900	\$0	\$0	0	NA	2	50	0	0	0	0	4	100	0	0	0	0	0	0	4	Neither	
36	047	0720.00	35614	\$101,900	\$75,781	\$90,334	88.65	MIDDLE INCOME	2,111	95.74	1,861	84.4	135	6.12	2,070	93.88	76	3.45	16.46	245	709	0	313	Neither	
36	047	0722.00	35614	\$101,900	\$70,815	\$84,414	82.84	MIDDLE INCOME	2,819	97.44	2,363	81.68	138	4.77	2,755	95.23	105	3.63	12.23	675	1,100	1	318	Neither	
36	047	0724.00	35614	\$101,900	\$82,212	\$97,997	96.17	MIDDLE INCOME	1,876	98.17	1,686	88.23	85	4.45	1,826	95.55	21	1.1	5.95	498	798	0	201	Neither	
36	047	0726.00	35614	\$101,900	\$84,102	\$100,249	98.38	MIDDLE INCOME	2,530	97.99	2,043	79.12	301	11.66	2,281	88.34	80	3.1	2.93	591	711	0	229	Neither	
36	047	0728.00	35614	\$101,900	\$86,477	\$103,082	101.16	MIDDLE INCOME	3,500	96.02	3,053	83.76	183	5.02	3,462	94.98	64	1.76	7.6	1,203	895	1	361	Neither	
36	047	0730.00	35614	\$101,900	\$115,571	\$137,759	135.19	UPPER INCOME	2,070	95.39	1,736	80	125	5.76	2,045	94.24	91	4.19	1.11	636	794	0	242	Neither	
36	047	0732.00	35614	\$101,900	\$97,222	\$115,891	113.73	MIDDLE INCOME	2,107	96.96	1,635	75.24	179	8.24	1,994	91.76	114	5.25	16.15	429	716	0	195	Neither	
36	047	0734.00	35614	\$101,900	\$110,346	\$131,533	129.08	UPPER INCOME	1,755	96.53	1,370	75.36	155	8.53	1,663	91.47	116	6.38	0.82	424	637	0	175	Neither	
36	047	0736.00	35614	\$101,900	\$68,942	\$82,172	80.64	MIDDLE INCOME	3,306	95.19	2,258	65.02	406	11.69	3,067	88.31	466	13.42	13.4	580	761	3	341	Neither	
36	047	0738.00	35614	\$101,900	\$68,325	\$81,438	79.92	MODERATE INCOME	2,326	70.7	1,571	47.75	333	10.12	2,957	89.88	266	8.09	8.71	630	953	0	631	Neither	
36	047	0740.00	35614	\$101,900	\$89,519	\$106,710	104.72	MIDDLE INCOME	3,139	91.09	2,181	63.29	355	10.3	3,091	89.7	394	11.43	5.57	321	733	0	459	Neither	
36	047	0742.00	35614	\$101,900	\$64,545	\$76,934	75.5	MODERATE INCOME	1,754	58.02	1,198	39.63	236	7.81	2,787	92.19	103	3.41	11.36	489	723	1	1,131	Neither	
36	047	0744.00	35614	\$101,900	\$142,734	\$170,142	166.97	UPPER INCOME	302	12.17	123	4.96	63	2.54	2,418	97.46	68	2.74	6.51	553	621	0	364	Neither	
36	047	0746.00	35614	\$101,900	\$103,500	\$123,370	121.07	UPPER INCOME	766	36.48	371	17.67	156	7.43	1,944	92.57	173	8.24	6.09	418	568	0	423	Neither	
36	047	0748.00	35614	\$101,900	\$135,417	\$161,420	158.41	UPPER INCOME	603	31.15	373	19.27	112	5.79	1,824	94.21	44	2.27	20.03	378	351	2	563	Neither	
36	047	0750.00	35614	\$101,900	\$78,264	\$93,289	91.55	MIDDLE INCOME	766	26.16	412	14.07	136	4.64	2,792	95.36	102	3.48	6.82	427	648	0	668	Neither	
36	047	0752.00	35614	\$101,900	\$173,250	\$206,521	202.67	UPPER INCOME	81	7.77	12	1.15	12	1.15	1,030	98.85	12	1.15	1.49	264	288	0	321	Neither	
36	047	0754.00	35614	\$101,900	\$115,000	\$137,076	134.52	UPPER INCOME	59	4.21	14	1	8	0.57	1,394	99.43	0	0	8.73	328	501	1	363	Neither	
36	047	0756.00	35614	\$101,900	\$153,816	\$183,349	179.93	UPPER INCOME	374	19.34	70	3.62	84	4.34	1,850	95.66	136	7.03	4.24	525	443	1	321	Neither	
36	047	0758.00	35614	\$101,900	\$65,991	\$78,657	77.19	MODERATE INCOME	351	17.51	45	2.24	59	2.94	1,946	97.06	144	7.18	4.69	321	385	0	395	Neither	
36	047	0760.00	35614	\$101,900	\$96,500	\$115,025	112.88	MIDDLE INCOME	693	24.47	63	2.22	178	6.29	2,654	93.71	324	6.23	11.44	18.74	479	321	1	535	Neither
36	047	0762.00	35614	\$101,900	\$62,305	\$74,265	72.88	MODERATE INCOME	2,264	51.56	449	10.23	518	11.8	3,873	88.2	1,045	23.8	21.54	235	419	1	750	Neither	
36	047	0764.00	35614	\$101,900	\$70,670	\$84,241	82.67	MIDDLE INCOME	2,842	75.13	1,744	46.1	644	17.02	3,139	82.98	318	8.41	23.12	166	93	2	363	Neither	
36	047	0766.00	35614	\$101,900	\$73,549	\$87,665	86.03	MIDDLE INCOME	1,754	88.14	1,310	65.83	258	12.96	1,732	87.04	104	5.23	8.54	180	198	0	164	Neither	
36	047	0768.00	35614	\$101,900	\$56,645	\$67,519	66.26	MODERATE INCOME	1,362	33.64	140	3.46	320	7.9	3,729	92.1	673	16.62	17.08	451	722	2	1,139	Neither	
36	047	0770.00	35614	\$101,900	\$99,125	\$118,153	115.95	MIDDLE INCOME	2,465	88.8	1,671	60.19	471	16.97	2,305	83.03	113	4.07	18.51	431	456	3	328	Neither	
36	047	0772.00	35614	\$101,900	\$71,726	\$85,494	83.9	MIDDLE INCOME	2,063	67.2	1,310	42.67	395	12.87	2,675	87.13	176	5.73	11.07	547	612	0	396	Neither	
36	047	0774.00	35614	\$101,900	\$84,674	\$100,932	99.05	MIDDLE INCOME	2,484	82.01	1,777	58.67	396	13.07	2,633	86.93	231	7.63	9.03	172	265	0	454	Neither	
36	047	0776.00	35614	\$101,900	\$86,607	\$103,235	101.31	MIDDLE INCOME	3,575	94.48	2,786	73.63	337	8.91	3,447	91.09	236	6.24	7.74	1,064	658	0	450	Neither	
36	047	0780.00	35614	\$101,900	\$108,750	\$129,627	127.21	UPPER INCOME	2,143	97.54	1,744	79.38	149	6.78	2,048	93.22	49	2.23	3.15	466	622	3	201	Neither	
36	047	0782.00	35614	\$101,900	\$70,174	\$83,650	82.09	MIDDLE INCOME	4,016	98.41	3,371	82.6	267	6.54	3,814	93.46	94	2.3	13.91	392	492	1	221	Neither	
36	047	0784.00	35614	\$101,900	\$98,661	\$117,603	115.41	MIDDLE INCOME	2,304	94.39	1,879	76.98	218	8.93	2,223	91.07	39	1.6	13.09	447	749	0	274	Neither	
36	047	0786.01	35614	\$101,900	\$71,667	\$85,423	83.83	MIDDLE INCOME	2,284	96.21	1,591	67.02	315	13.27	2,059	86.73	279	11.75	18.88	284	436	0	278	Neither	
36	047	0786.02	35614	\$101,900	\$0	\$0	0	NA	1,932	93.2	1,565	75.49	215	10.37	1,858	89.63	57	2.75	17.13	295	365	0	114	Neither	
36	047	0788.01	35614	\$101,900	\$50,272	\$59,917	58.8	MODERATE INCOME	1,963	96.23	1,468	71.96	248	12.16	1,792	87.84	86	4.22	19.13	138	435	1	123	Neither	
36	047	0788.02	35614	\$101,900	\$54,056	\$64,431	63.23	MODERATE INCOME	1,310	98.64	1,120	84.34	80	6.02	1,248	93.98	10	0.75	22.7	5	73	0	38	Neither	
36	047	0790.01	35614	\$101,900	\$94,219	\$112,304	110.21	MIDDLE INCOME	1,214	90.13	902	66.96	189	14.03	1,158	85.97	36	2.67	9.99	86	258	1	178	Neither	
36	047	0790.02	35614	\$101,900	\$57,083	\$68,039	66.77	MODERATE INCOME	3,588	95.2	2,929	77.71	338	8.											

36	047	0808.00	35614	\$101,900	\$0	\$0	0	NA	1,761	90.77	1,223	63.04	445	22.94	1,495	77.06	95	4.9	64.1	3	20	0	71	Neither	
36	047	0810.00	35614	\$101,900	\$58,325	\$69,516	68.22	MODERATE INCOME	2,387	82.11	1,944	66.87	187	6.43	2,720	93.57	91	3.13	19.22	188	786	1	243	Neither	
36	047	0814.00	35614	\$101,900	\$74,514	\$88,816	87.16	MIDDLE INCOME	2,949	94.49	2,477	79.37	166	5.32	2,955	94.68	114	3.65	11.78	400	748	0	298	Neither	
36	047	0816.00	35614	\$101,900	\$67,308	\$80,226	78.73	MODERATE INCOME	2,479	96.09	2,050	79.46	231	8.95	2,349	91.05	88	3.41	12.8	298	627	0	296	Neither	
36	047	0818.00	35614	\$101,900	\$86,653	\$103,286	101.36	MIDDLE INCOME	4,265	88.3	3,268	67.66	521	10.79	4,309	89.21	203	4.2	10.42	354	529	2	475	Neither	
36	047	0820.00	35614	\$101,900	\$44,265	\$52,764	51.78	MODERATE INCOME	4,886	88.92	3,809	69.32	586	10.66	4,909	89.34	159	2.89	20.63	31	186	2	511	Neither	
36	047	0822.00	35614	\$101,900	\$71,531	\$85,260	83.67	MIDDLE INCOME	6,335	87.97	4,984	69.21	850	11.8	6,351	88.2	223	3.1	12.96	167	401	0	521	Neither	
36	047	0824.00	35614	\$101,900	\$64,500	\$76,884	75.45	MODERATE INCOME	4,660	93.89	3,703	74.61	535	10.78	4,428	89.22	135	2.72	11.61	290	1,035	3	526	Neither	
36	047	0826.00	35614	\$101,900	\$64,719	\$77,138	75.7	MODERATE INCOME	4,909	95.04	4,055	78.51	421	8.15	4,744	91.85	99	1.92	10.12	457	908	1	491	Neither	
36	047	0828.00	35614	\$101,900	\$74,808	\$89,173	87.51	MIDDLE INCOME	3,995	94.98	3,234	76.89	470	11.17	3,736	88.83	95	2.26	7.29	296	890	0	435	Neither	
36	047	0830.00	35614	\$101,900	\$76,028	\$90,620	88.93	MIDDLE INCOME	6,045	98.02	5,003	81.13	501	8.12	5,666	91.88	115	1.86	12.35	573	830	0	306	Neither	
36	047	0832.00	35614	\$101,900	\$79,632	\$94,920	93.15	MIDDLE INCOME	2,319	98.18	1,879	79.55	150	6.35	2,212	93.65	119	5.04	8.58	442	727	1	188	Neither	
36	047	0834.00	35614	\$101,900	\$79,432	\$94,685	92.92	MIDDLE INCOME	1,704	98.33	1,427	82.34	118	6.81	1,615	93.19	56	3.23	15.05	379	671	1	141	Neither	
36	047	0836.00	35614	\$101,900	\$72,454	\$86,360	84.75	MIDDLE INCOME	2,140	99.07	1,811	83.84	157	7.27	2,003	92.73	87	4.03	14.4	452	769	1	257	Neither	
36	047	0838.00	35614	\$101,900	\$88,690	\$105,721	103.75	MIDDLE INCOME	2,192	98.47	1,789	80.37	128	5.75	2,098	94.25	42	1.89	6.48	588	781	1	245	Neither	
36	047	0840.00	35614	\$101,900	\$85,563	\$101,992	100.09	MIDDLE INCOME	2,288	98.45	1,986	85.46	145	6.24	2,179	93.76	25	1.08	5.88	551	806	3	253	Neither	
36	047	0846.00	35614	\$101,900	\$80,478	\$95,929	94.14	MIDDLE INCOME	1,963	98.84	1,639	82.53	126	6.34	1,860	93.66	27	1.36	1.63	465	758	1	274	Neither	
36	047	0848.00	35614	\$101,900	\$96,750	\$115,330	113.18	MIDDLE INCOME	1,712	99.07	1,373	79.46	101	5.84	1,627	94.16	69	3.99	8.42	322	594	0	183	Neither	
36	047	0850.00	35614	\$101,900	\$69,866	\$83,283	81.73	MIDDLE INCOME	1,483	98.28	1,295	85.82	73	4.84	1,436	95.16	16	1.06	9.07	367	480	0	143	Neither	
36	047	0852.00	35614	\$101,900	\$0	\$0	0	NA	32	100	19	59.38	5	15.63	27	84.38	6		18.75	0	4	4	0	1	Neither
36	047	0854.00	35614	\$101,900	\$66,667	\$79,462	77.98	MODERATE INCOME	1,898	96.74	1,511	77.01	155	7.9	1,807	92.1	70	3.57	18.2	371	744	1	174	Neither	
36	047	0856.00	35614	\$101,900	\$69,618	\$82,987	81.44	MIDDLE INCOME	3,430	96.13	2,761	77.38	330	9.25	3,238	90.75	66	1.85	18.77	379	764	0	308	Neither	
36	047	0858.00	35614	\$101,900	\$69,500	\$82,845	81.3	MIDDLE INCOME	2,432	98.3	2,013	81.37	137	5.54	2,337	94.46	125	5.05	6.29	416	669	0	247	Neither	
36	047	0860.00	35614	\$101,900	\$74,934	\$89,315	87.65	MIDDLE INCOME	3,770	98.98	3,112	81.7	374	9.82	3,435	90.18	52	1.37	4.98	524	949	2	418	Neither	
36	047	0862.00	35614	\$101,900	\$51,964	\$61,935	60.78	MODERATE INCOME	3,388	98.86	2,886	84.21	242	7.06	3,185	92.94	51	1.49	15.08	305	741	1	302	Neither	
36	047	0864.00	35614	\$101,900	\$80,111	\$95,490	93.71	MIDDLE INCOME	2,454	98.2	2,169	86.79	148	5.92	2,351	94.08	18	0.72	9.93	351	763	0	187	Neither	
36	047	0866.00	35614	\$101,900	\$72,398	\$86,299	84.69	MIDDLE INCOME	3,250	96.01	2,769	81.8	216	6.38	3,169	93.62	21	0.62	11.49	401	996	1	293	Neither	
36	047	0868.00	35614	\$101,900	\$56,169	\$66,948	65.7	MODERATE INCOME	3,327	97.48	2,858	83.74	199	5.83	3,214	94.17	32	0.94	15.24	272	1,070	1	516	Neither	
36	047	0870.00	35614	\$101,900	\$47,734	\$56,901	55.84	MODERATE INCOME	3,471	97.23	2,941	82.38	208	5.83	3,362	94.17	49	1.37	25.36	366	841	1	282	Neither	
36	047	0872.00	35614	\$101,900	\$57,330	\$68,334	67.06	MODERATE INCOME	2,996	95.78	2,546	81.39	125	4	3,003	96	59	1.89	21.48	480	777	0	212	Neither	
36	047	0874.01	35614	\$101,900	\$72,820	\$86,798	85.18	MIDDLE INCOME	3,121	83.45	2,535	67.78	311	8.32	3,429	91.68	25	0.67	23.86	232	898	0	274	Neither	
36	047	0876.00	35614	\$101,900	\$63,088	\$75,202	73.8	MODERATE INCOME	1,560	74.36	1,206	57.48	171	8.15	1,927	91.85	48	2.29	22.58	329	457	0	235	Neither	
36	047	0878.00	35614	\$101,900	\$67,019	\$79,890	78.4	MODERATE INCOME	2,652	97.14	2,274	83.3	183	6.7	2,547	93.3	29	1.06	21.54	118	515	0	264	Neither	
36	047	0880.01	35614	\$101,900	\$75,230	\$89,672	88	MIDDLE INCOME	1,940	91.21	1,692	79.55	186	8.74	1,941	91.26	9	0.42	15.28	302	339	0	118	Neither	
36	047	0880.02	35614	\$101,900	\$95,186	\$113,466	111.35	MIDDLE INCOME	1,234	89.81	1,056	76.86	61	4.44	1,313	95.56	22	1.6	4.9	223	503	0	114	Neither	
36	047	0882.00	35614	\$101,900	\$60,152	\$71,697	70.36	MODERATE INCOME	6,629	97.43	5,627	82.7	606	8.91	6,198	91.09	58	0.85	7.28	475	1,111	2	411	Neither	
36	047	0884.00	35614	\$101,900	\$62,750	\$62,872	61.7	MODERATE INCOME	5,408	98.1	4,678	84.85	355	6.44	5,158	93.56	43	0.78	31.72	314	1,347	2	401	Neither	
36	047	0886.00	35614	\$101,900	\$40,451	\$48,219	47.32	LOW INCOME	4,479	98.5	3,882	85.37	409	8.99	4,138	91.01	22	0.48	24.82	178	587	0	259	Neither	
36	047	0888.00	35614	\$101,900	\$48,920	\$58,307	57.22	MODERATE INCOME	3,983	99.55	3,384	84.58	371	9.27	3,630	90.73	16	0.4	19.01	366	892	1	290	Neither	
36	047	0890.00	35614	\$101,900	\$64,656	\$65,145	63.93	MODERATE INCOME	6,533	97.76	5,528	82.72	653	9.77	6,030	90.23	38	0.57	13.6	257	1,223	2	478	Neither	
36	047	0892.00	35614	\$101,900	\$0	\$0	0	NA	3,603	98.09	2,923	79.58	519	14.13	3,154	85.87	20	0.54	52.19	57	654	1	335	Neither	
36	047	0894.00	35614	\$101,900	\$42,321	\$50,440	49.5	LOW INCOME	3,791	98.88	3,182	82.99	445	11.61	3,389	88.39	33	0.86	41.63	414	1,015	1	263	Neither	
36	047	0896.00	35614	\$101,900	\$57,639	\$68,701	67.42	MODERATE INCOME	4,010	98.26	3,408	83.51	412	10.1	3,669	89.9	33	0.81	32.98	194	762	0	206	Neither	
36	047	0898.00	35614	\$101,900	\$73,214	\$87,267	85.64	MIDDLE INCOME	2,293	98.45	1,820	78.15	310	13.31	2,019	86.69	28	1.2	19.51	155	632	0	223	Neither	
36	047	0900.00	35614	\$101,900	\$36,429	\$43,420	42.61	LOW INCOME	5,385	99.1	4,172	76.78	1,139	20.96	4,295	79.04	20	0.37	35.24	293	810	0	309	Neither	
36	047	0902.00	35614	\$101,900	\$52,399	\$62,455	61.29	MODERATE INCOME	3,740	97.98	2,799	73.33	860	22.53	2,957	77.47	109	2.86	38.31	259	448	1	269	Neither	
36	047	0906.00	35614	\$101,900	\$31,451	\$37,489	36.79	LOW INCOME	4,472	98.63	3,002	66.21	1,521	33.55	3,013	66.45	48	1.06	41.86	13	246	0	418	Neither	
36	047	0908.00	35614	\$101,900	\$22,050	\$26,280	25.79	LOW INCOME	5,735	97.32	4,087	69.35	1,858	31.53	4,035	68.47	41	0.7	65.44	8	161	3	357	Neither	
36	047	0910.00	35614	\$101,900	\$25,774	\$30,723	30.15	LOW INCOME	5,745	98.81	3,883	66.79	1,914	32.92	3,900	67.08	106	1.82	47.06	0	91	0	173	Neither	
36	047	0912.00	35614	\$101,900	\$39,183	\$46,701	45.83	LOW INCOME	6,519	99.19	4,434	67.47	2,127	32.36	4,445	67.64	60	0.91	40.01	19	29	0	167	Neither	
36	047	0916.00	35614	\$101,900	\$46,818	\$55,800	54.76	MODERATE INCOME	5,247	98.83	4,101	77.25	837	15.77	4,472	84.23	95	1.79	38.41	168	740	0	348	Neither	
36	047	0918.00	35614	\$101,900	\$48,750	\$58,103	57.02	MODERATE INCOME	2,674	98.93	1,581	58.49	1,116	41.29	1,587	58.71	15	0.55	26.94	466	530	0	150	Neither	
36	047	0920.00	35614	\$101,900	\$38,484	\$45,865	45.01	LOW INCOME	3,462	99.17	2,831	81.09	529	15.15	2,962	84.85	37	1.06	24.92	503	688	0	236	Neither	
36	047	0922.00	35614																						

36	061	0277.00	35614	\$101,900	\$32,987	\$39,313	38.58	LOW INCOME	5,765	89.76	706	10.99	5,234	81.49	1,189	18.51	92	1.43	42.85	0	16	5	362	Neither
36	061	0279.00	35614	\$101,900	\$50,833	\$60,590	59.46	MODERATE INCOME	7,953	79.38	739	7.38	7,058	70.45	2,961	29.55	220	2.2	18.57	462	99	1	694	Neither
36	061	0281.00	35614	\$101,900	\$158,015	\$188,352	184.84	UPPER INCOME	1,001	32.21	170	5.47	520	16.73	2,588	83.27	158	5.08	3.82	411	37	1	266	Neither
36	061	0283.00	35614	\$101,900	\$70,404	\$83,925	82.36	MIDDLE INCOME	6,274	81.06	760	9.82	5,211	67.33	2,529	32.67	319	4.12	15.48	634	71	3	549	Neither
36	061	0285.00	35614	\$101,900	\$55,625	\$66,306	65.07	MODERATE INCOME	6,118	90.05	597	8.79	5,539	81.53	1,255	18.47	148	2.18	21.42	0	12	3	483	Neither
36	061	0287.00	35614	\$101,900	\$75,197	\$89,631	87.96	MIDDLE INCOME	2,623	69.54	281	7.45	2,209	58.56	1,563	41.44	93	2.47	13.29	49	13	4	436	Neither
36	061	0291.00	35614	\$101,900	\$58,080	\$69,231	67.94	MODERATE INCOME	9,713	92.43	987	9.39	8,885	84.55	1,624	15.45	139	1.32	23.69	143	96	4	704	Neither
36	061	0293.00	35614	\$101,900	\$47,353	\$56,442	55.39	MODERATE INCOME	7,431	92.48	659	8.2	6,838	85.1	1,197	14.9	112	1.39	17.96	14	136	4	746	Neither
36	061	0295.00	35614	\$101,900	\$98,676	\$117,623	115.43	MIDDLE INCOME	4,677	66.44	560	7.96	3,762	53.45	3,277	46.55	255	3.62	7.99	265	165	3	723	Neither
36	061	0297.00	35614	\$101,900	\$0	\$0	0	NA	16	100	5	31.25	6	37.5	10	62.5	0	0	0	0	0	0	21	Neither
36	061	0299.00	35614	\$101,900	\$35,930	\$42,829	42.03	LOW INCOME	3,520	97.83	964	26.79	2,647	73.57	951	26.43	32	0.89	34.47	21	28	1	314	Neither
36	061	0303.00	35614	\$101,900	\$70,521	\$84,057	82.49	MIDDLE INCOME	2,360	63.94	271	7.34	1,873	50.75	1,818	49.25	139	3.77	9.4	124	38	0	541	Neither
36	061	0307.00	35614	\$101,900	\$130,912	\$156,050	153.14	UPPER INCOME	1,531	44.67	264	7.7	946	27.6	2,481	72.4	160	4.67	9.63	781	89	2	347	Neither
36	061	0309.00	35614	\$101,900	\$39,189	\$46,711	45.84	LOW INCOME	8,047	93.64	2,196	25.55	6,008	69.91	2,586	30.09	149	1.73	35.08	158	331	1	447	Neither
36	061	0311.00	35614	\$101,900	\$0	\$0	0	NA	12	100	6	50	8	66.67	4	33.33	0	0	0	0	0	0	2	Neither
36	061	0317.03	35614	\$101,900	\$250,001	\$298,007	292.45	UPPER INCOME	2,007	34.33	128	2.19	449	7.68	5,398	92.32	1,035	17.7	2.81	215	0	1	1,771	Neither
36	061	0317.04	35614	\$101,900	\$215,250	\$256,584	251.8	UPPER INCOME	4,073	39.08	173	1.66	832	7.98	9,590	92.02	2,443	23.44	4.75	1,627	0	4	1,738	Neither
36	061	0319.00	35614	\$101,900	\$0	\$0	0	NA	3	100	0	0	2	66.67	1	33.33	0	0	0	0	0	0	10	Neither

Sources: 2020 Census Data with 2020 ACS-5 Updates and 2024 FFIEC/ACS-1 Updates